



SKIPSKABELKATALOGEN

INNOVATIVE KABELLØSNINGER FOR DET MARITIME SEGMENTET

amokabel
CABLE FOR LIFE



Introduksjon

Amokabel er en anerkjent produsent av kabler til en rekke bruksområder. Blandt annet til det maritime segmentet med TEXILine serien.

Med fokus på kvalitet, pålitelighet og innovasjon har selskapet utviklet et bredt utvalg av marinekabler som er spesielt designet for å møte de krevende forholdene i maritime miljøer.

Amokabels marineprodukter er produsert i samsvar med internasjonale standarder og oppfyller de strenge kravene til sikkerhet og ytelse som stilles i bransjen.

Kabler fra Amokabel er godkjent av ledende sertifiseringsorganer som sikrer at de kan benyttes i både kommersielle og industrielle maritime installasjoner.

Med Amokabels marinekabler kan kunder være trygge på at de får produkter av høy kvalitet som er utviklet for å sikre sikker og effektiv drift i maritime miljøer.

INNHold

04-11	TEXILine POWER
12-14	TEXILine VFD EMC KABLER
15-16	TEXILine VFD EMC SOFT
17-22	TEXILine POWERFLEX EMC
23-32	TEXILine HELI TWIST
33-39	TEXILine DC
40-43	TEXILine HF 90
44-46	TEXILine SIGNAL
47-56	TEXILine CAT.7
57-59	TEXILine CanBus Marine
60	Kontakt oss / Fotografikilder



TEXILine Power

TEXILine Power er en DNV-godkjent fleksibel 1 kV kraftkabel. Kabelen er utviklet for pålitelige, faste installasjoner både innendørs og utendørs.

TEXILine Power er konstruert med høykvalitets fleksible kobberledere iht. IEC 60228 klasse 5, noe som sikrer enkel installasjon og problemfri tilkobling – selv i utfordrende omgivelser.

TEXILine Power kommer også i følgende utgaver:

TEXILine Power EMC 0,6/1 kV (RXZ-HF) – For installasjoner med krav til elektromagnetisk kompatibilitet (EMC). Denne DNV-godkjente EMC-skjermede kraftkabelen har en flettet kobberskjerm med en kobberfolie over, som gir 100% EMC-beskyttelse og sikrer optimal skjerming mot elektromagnetiske forstyrrelser. Perfekt for sensitive elektriske systemer i krevende miljøer.

TEXILine Power Aluflex – En DNV-godkjent skipskabel med aluminiumleder og XLPE-isolasjon. Denne utgaven er designet for enkel installasjon og gir gode monteringssegenskaper, både innendørs og utendørs. Fleksible aluminiumledere iht. IEC 60228 klasse 5.

TEXILine Power er en løsning som leverer på både fleksibilitet, ytelse og pålitelighet.

TEXILine Power 0,6/1kV (lapped inner covering)



Applications:

DNV-approved shipboard flexible power cable 1kV for fixed installations indoors and outdoors. TEXILine Power has flexible copper conductors in accordance with IEC 60228 class 5 to make installation and connection easy. Suitable for narrow spaces and use under the most challenging conditions in marine and offshore environments.

Properties:

Temperature range -30°C to +90°C
Voltage Rating Uo/U 0,6/1kV

Standards:

Conductor IEC 60228-5
Construction IEC 60092-350
Flame retardant IEC 60332-1-2
Flame retardant IEC 60332-3-22
Halogen free IEC 60754-1, -2
Smoke density IEC 61034-1, -2
Test voltage 3,5kV
RoHS Directive Yes
Approval TAE00002XA

Construction

Conductor	Flexible copper conductor class 5
Insulation	XLPE
Multi core identification	Brown, Black, White, Blue, Yellow/Green
Filler (if two core or more)	Lapping helical tape (extruded on request)
Outer sheath	Halogen free, flame retardant SHF1 compound
Outer sheath colour	Black or customer choice
Marking	TEXILine Power AMOKABEL RXZ-HF -size-mm ² IEC 60092-353 - IEC 60332-3-22-DNVGL 0,6/1kV - YY/WW + meter marking
Minimum bending radius fixed installation	6xOD

Type Code	Nom. outer diameter	Approx. Weight	Current rating ambient temp 45°C	GTIN EAN Code	EL Number
	[mm]	[kg/km]	[A]		
TEXILine Power 1x4	5,8	65	40	7340060516275	1015296
TEXILine Power 1x6	6,5	87	52	7340060516282	1015297
TEXILine Power 1x10	7,4	130	72	7340060516299	1015298
TEXILine Power 1x16	8,5	192	96	7340060516305	1015299
TEXILine Power 1x25	10,2	291	127	7340060516312	1015300
TEXILine Power 1x35	11,6	393	157	7340060516329	1015279
TEXILine Power 1x50	13,2	544	196	7340060516336	1015301
TEXILine Power 1x70	16,1	758	242	7340060516343	1015302
TEXILine Power 1x95	17,3	995	293	7340060516350	1015274
TEXILine Power 1x120	19,9	1255	339	7340060516367	1015275
TEXILine Power 1x150	22,1	1564	389	7340060516374	1015276
TEXILine Power 1x185	24,2	1917	444	7340060516930	1015277
TEXILine Power 1x240	27,8	2474	522	7340060516404	1015303
TEXILine Power 1x300	30,8	3068	601	7340060517104	1015304



TEXILine Power 0,6/1kV (lapped inner covering)

Type Code	Nom. outer diameter	Approx. Weight	Current rating ambient temp 45°C	GTIN EAN Code	EL Number
	[mm]	[kg/km]	[A]		
TEXILine Power 2x1,5	7,9	79	20	7340060517074	1015305
TEXILine Power 2x2,5	8,9	109	26	7340060516145	1015306
TEXILine Power 2x4	10,0	149	34	7340060516411	1015307
TEXILine Power 2x6	11,3	202	44	7340060516428	1015308
TEXILine Power 2x10	13,3	302	61	7340060516435	1015309
TEXILine Power 2x16	15,4	444	82	7340060516442	1015310
TEXILine Power 2x25	18,9	677	108	7340060516459	1015311
TEXILine Power 2x35	22,6	949	133	7340060516466	1015312
TEXILine Power 2x50	25,6	1300	167	7340060516473	1015313
TEXILine Power 2x70	31,4	1835	206	7340060516480	1015314
TEXILine Power 2x95	33,8	2361	249	7340060516497	1015315
TEXILine Power 3x1,5	8,3	98	16	7340060516015	1015316
TEXILine Power 3x2,5	9,5	138	21	7340060517098	1015317
TEXILine Power 3x4	10,7	193	28	7340060516503	1015318
TEXILine Power 3x6	12,0	265	36	7340060516510	1015319
TEXILine Power 3x10	14,1	402	50	7340060516527	1015320
TEXILine Power 3x16	16,5	599	67	7340060516534	1015321
TEXILine Power 3x25	20,2	919	89	7340060516541	1015322
TEXILine Power 3x35	24,1	1285	110	7340060516558	1015323
TEXILine Power 3x50	27,3	1775	137	7340060517395	1015324
TEXILine Power 3x70	33,6	2496	169	7340060517401	1015325
TEXILine Power 3x95	36,1	3248	205	7340060517418	1015326
TEXILine Power 3x120	41,7	4121	237	7340060517425	1015327
TEXILine Power 3x150	47,0	5175	272	7340060516602	1015328
TEXILine Power 3x185	51,4	6336	311	7340060516619	1015329
TEXILine Power 3x240	59,3	8204	365	7340060516626	1015330
TEXILine Power 3G1,5	8,3	98	16	7340060516022	1015331
TEXILine Power 3G2,5	9,5	138	21	7340060516169	1015332
TEXILine Power 3G4	10,7	193	28	7340060516770	1015333
TEXILine Power 3G6	12,0	265	36	7340060516787	1015334
TEXILine Power 3G10	14,1	402	50	7340060517432	1015335
TEXILine Power 3G16	16,5	599	67	7340060517449	1015336
TEXILine Power 3G25	20,2	919	89	7340060517456	1015337
TEXILine Power 3G35	24,1	1285	110	7340060517463	1015338
TEXILine Power 3G50	27,3	1775	137	7340060517470	1015339
TEXILine Power 3G70	33,6	2496	169	7340060517487	1015340
TEXILine Power 3G95	36,1	3248	205	7340060517494	1015341
TEXILine Power 3G120	41,7	4121	237	7340060517500	1015342
TEXILine Power 3G150	47,0	5175	272	7340060517517	1015343
TEXILine Power 3G185	51,4	6336	311	7340060517524	1015344
TEXILine Power 3G240	59,3	8204	365	7340060517531	1015345



TEXILine Power 0,6/1kV (lapped inner covering)

Type Code	Nom. outer [mm]	Approx. Weight [kg/km]	Current rating ambient temp 45°C [A]	GTIN EAN Code	EL Number
TEXILine Power 4G1,5	9,3	124	16	7340060517548	1015346
TEXILine Power 4G2,5	10,6	176	21	7340060516176	1015347
TEXILine Power 4G4	11,9	247	28	7340060516633	1030835
TEXILine Power 4G6	13,5	341	36	7340060517555	1030836
TEXILine Power 4G10	15,9	522	50	7340060517562	1030837
TEXILine Power 4G16	18,5	782	67	7340060517579	1030838
TEXILine Power 4G25	22,8	1202	89	7340060517586	1030839
TEXILine Power 4G35	27,1	1678	110	7340060517593	1030840
TEXILine Power 4G50	30,8	2325	137	7340060517609	1030841
TEXILine Power 4G70	37,9	3272	169	7340060517616	1030842
TEXILine Power 4G95	40,8	4100	205	7340060517623	1030843
TEXILine Power 5G1,5	10,1	144	16	7340060516046	1030844
TEXILine Power 5G2,5	11,5	206	21	7340060516183	1030845
TEXILine Power 5G4	13,0	292	28	7340060516725	1030846
TEXILine Power 5G6	14,7	405	36	7340060516732	1030847
TEXILine Power 5G10	17,3	623	50	7340060516749	1030848
TEXILine Power 5G16	20,3	938	67	7340060516756	1030849
TEXILine Power 5G25	24,9	1445	89	7340060516763	1030850
TEXILine Power 6x1,5	11,0	174		7340060517647	1030851
TEXILine Power 7x1,5	11,0	182		7340060516053	1030852
TEXILine Power 10x1,5	14,1	260		7340060516060	1030853
TEXILine Power 12x1,5	14,6	301		7340060517654	1030854
TEXILine Power 14x1,5	15,4	344		7340060516077	1030855
TEXILine Power 16x1,5	16,3	389		7340060516084	1030856
TEXILine Power 19x1,5	17,3	452		7340060516091	1030857
TEXILine Power 24x1,5	20,4	584		7340060516107	1030858
TEXILine Power 25x1,5	20,4	592		7340060517661	1030859
TEXILine Power 27x1,5	20,9	634		7340060516114	1030860
TEXILine Power 37x1,5	23,5	846		7340060516121	1030861
TEXILine Power 7x2,5	11,0	264		7340060516190	1030862
TEXILine Power 10x2,5	12,6	379		7340060516206	1030863
TEXILine Power 14x2,5	17,8	507		7340060516213	1030864
TEXILine Power 16x2,5	18,9	574		7340060516220	1030865
TEXILine Power 19x2,5	20,0	670		7340060516237	1030866
TEXILine Power 24x2,5	23,6	851		7340060516244	1030867
TEXILine Power 27x2,5	24,2	943		7340060516251	1030868
TEXILine Power 37x2,5	27,3	1264		7340060516268	1030869



TEXILine Power EMC 0,6/1kV (Lapped inner covering)



Applications:

DNV-approved shipboard 1kV power cable, EMC screened and suitable for fixed installations both indoors and outdoors. TEXILine Power EMC has a braided copper screen with a lapping helical Cu foil over the braid providing 100% coverage in terms of EMC protection. TEXILine Power EMC has flexible copper conductors in accordance with IEC 60228 Class 5 to make installation and connection easy. Suitable for narrow spaces and use under the most challenging conditions in marine and offshore environments.

Properties:

Temperature range -30°C to +90°C
Voltage Rating U₀/U 0,6/1kV

Standards:

Conductor IEC 60228-5
Construction IEC 60092-350
Flame retardant IEC 60332-1-2
Flame retardant IEC 60332-3-22
Halogen free IEC 60754-1, -2
Smoke density IEC 61034-1, -2
Test voltage 3,5kV
RoHS Directive Yes
Approval TAE00002X9

Construction	
Conductor	Flexible copper conductor class 5
Insulation	XLPE
Single core identification	Black or customer choice
Multi core identification	Brown, Black, White, Blue, Yellow/Green
Filler (if two core or more)	SHF1 compound extruded fillers
Inner sheath	Lapped helical tape (extruded Halogen Free inner sheath on request)
Screen	Cu wire braid and Cu/PET foil
Outer sheath	Halogen free, flame retardant SHF1 compound
Outer sheath colour	Black or customer choice
Marking	TEXILine Power EMC AMOKABEL RXZ-HF -size-mm ² IEC 60092-353 - IEC 60332-3-22-DNVGL 0,6/1kV -YY/WW + meter marking
Minimum bending radius fixed installation	6xOD

Type Code	Nom. outer diameter	Approx. Weight	Current rating, ambient temp 45°C	GTIN EAN Code	EL Number
	[mm]	[kg/km]	[A]		
TEXILine Power EMC 1x4	6,7	90	40	7340060502278	1053828
TEXILine Power EMC 1x6	7,3	116	52	7340060502285	1053829
TEXILine Power EMC 1x10	8,3	163	72	7340060502292	1053830
TEXILine Power EMC 1x16	9,4	231	96	7340060502308	1053831
TEXILine Power EMC 1x25	11,1	338	127	7340060502315	1053832
TEXILine Power EMC 1x35	12,5	447	157	7340060502322	1053833
TEXILine Power EMC 1x50	14,5	638	196	7340060540539	1053834
TEXILine Power EMC 1x70	17,4	873	242	7340060502346	1053835
TEXILine Power EMC 1x95	18,6	1119	293	7340060502353	1053836
TEXILine Power EMC 1x120	21,1	1398	339	7340060502360	1053837
TEXILine Power EMC 1x150	23,4	1723	389	7340060502377	1053838
TEXILine Power EMC 1x185	25,5	2092	444	7340060502384	1053839
TEXILine Power EMC 1x240	29,1	2677	522	7340060502391	1053840
TEXILine Power EMC 1x300	32,1	3292	601	7340060502407	1053841



TEXILine Power EMC 0,6/1kV (Lapped inner covering)

Type Code	Nom. outer diameter	Approx. Weight	Current rating ambient temp 45°C	GTIN EAN Code	EL Number
	[mm]	[kg/km]	[A]		
TEXILine Power EMC 2x1,5	8,7	114	20	7340060502001	1015211
TEXILine Power EMC 2x2,5	9,8	150	26	7340060540799	1015212
TEXILine Power EMC 2x4	10,9	195	34	7340060502421	1015213
TEXILine Power EMC 2x6	12,6	282	44	7340060502414	1015214
TEXILine Power EMC 2x10	14,6	396	61	7340060502438	1015215
TEXILine Power EMC 2x16	16,7	554	82	7340060502445	1015216
TEXILine Power EMC 2x25	20,2	812	108	7340060502452	1015217
TEXILine Power EMC 2x35	23,8	1112	133	7340060540805	1015218
TEXILine Power EMC 2x50	26,9	1486	167	7340060502476	1015219
TEXILine Power EMC 2x70	32,7	2064	206	7340060502483	1015220
TEXILine Power EMC 2x95	35,5	2691	249	7340060540812	1015221
TEXILine Power EMC 3x1,5	9,2	136	16	7340060502018	1015222
TEXILine Power EMC 3x2,5	10,4	182	21	7340060502155	1015223
TEXILine Power EMC 3x4	11,5	242	28	7340060502506	1015224
TEXILine Power EMC 3x6	12,9	321	36	7340060502513	1015225
TEXILine Power EMC 3x10	15,3	502	50	7340060502520	1015226
TEXILine Power EMC 3x16	17,8	717	67	7340060502537	1015227
TEXILine Power EMC 3x25	21,5	1064	89	7340060540041	1015228
TEXILine Power EMC 3x35	25,4	1459	110	7340060540553	1015229
TEXILine Power EMC 3x50	28,6	1974	137	7340060502988	1015230
TEXILine Power EMC 3x70	34,9	2741	169	7340060540560	1015231
TEXILine Power EMC 3x95	37,9	3601	205	7340060540577	1015232
TEXILine Power EMC 3x120	43,4	4529	237	7340060540201	1015233
TEXILine Power EMC 3x150	48,7	5636	272	7340060540072	1015234
TEXILine Power EMC 3x185	53,2	6840	311	7340060540584	1015235
TEXILine Power EMC 3x240	61,0	8786	365	7340060540591	1015236
TEXILine Power EMC 3G1,5	9,2	136	16	7340060541598	1015281
TEXILine Power EMC 3G2,5	10,4	182	21	7340060502162	1015282
TEXILine Power EMC 3G4	11,5	242	28	7340060502919	1015283
TEXILine Power EMC 3G6	12,9	321	36	7340060502926	1015284
TEXILine Power EMC 3G10	15,3	502	50	7340060541604	1015285
TEXILine Power EMC 3G16	17,8	717	67	7340060541611	1015286
TEXILine Power EMC 3G25	21,5	1064	89	7340060541628	1015287
TEXILine Power EMC 3G35	25,4	1459	110	7340060541635	1015288
TEXILine Power EMC 3G50	28,6	1974	137	7340060541642	1015289
TEXILine Power EMC 3G70	34,9	2741	169	7340060541659	1015290
TEXILine Power EMC 3G95	37,9	3601	205	7340060541666	1015291
TEXILine Power EMC 3G120	43,4	4529	237	7340060541673	1015292
TEXILine Power EMC 3G150	48,7	5636	272	7340060541680	1015293
TEXILine Power EMC 3G185	53,2	6840	311	7340060541697	1015294
TEXILine Power EMC 3G240	61,0	8786	365	7340060541703	1015295



TEXILine Power EMC 0,6/1kV (Lapped inner covering)

Type Code	Nom. outer diameter	Approx. Weight	Current rating ambient temp 45°C	GTIN EAN Code	EL Number
	[mm]	[kg/km]	[A]		
TEXILine Power EMC 4G1,5	10,1	166	16	7340060502032	1015237
TEXILine Power EMC 4G2,5	11,5	225	21	7340060502902	1015238
TEXILine Power EMC 4G4	12,8	303	28	7340060502643	1015239
TEXILine Power EMC 4G6	14,8	437	36	7340060502650	1015240
TEXILine Power EMC 4G10	17,2	635	50	7340060502667	1015241
TEXILine Power EMC 4G16	19,8	915	67	7340060502674	1015242
TEXILine Power EMC 4G25	24,1	1367	89	7340060502681	1015243
TEXILine Power EMC 4G35	28,4	1875	110	7340060502698	1015244
TEXILine Power EMC 4G50	32,1	2549	137	7340060502704	1015245
TEXILine Power EMC 4G70	39,6	3642	169	7340060502711	1015246
TEXILine Power EMC 4G95	42,6	4499	205	7340060540607	1015247
TEXILine Power EMC 5G1,5	10,9	190	16	7340060502049	1015248
TEXILine Power EMC 5G2,5	12,4	259	21	7340060502186	1015249
TEXILine Power EMC 5G4	14,3	384	28	7340060502735	1015250
TEXILine Power EMC 5G6	16,0	510	36	7340060502742	1015251
TEXILine Power EMC 5G10	18,6	747	50	7340060502759	1015252
TEXILine Power EMC 5G16	21,6	1084	67	7340060502766	1015253
TEXILine Power EMC 5G25	26,2	1625	89	7340060502773	1015254
TEXILine Power EMC 6x1,5	11,9	224		7340060541543	1015255
TEXILine Power EMC 7x1,5	11,9	233		7340060502940	1015256
TEXILine Power EMC 10x1,5	15,4	361		7340060502063	1015257
TEXILine Power EMC 12x1,5	15,9	405		7340060540034	1015258
TEXILine Power EMC 14x1,5	16,7	454		7340060502070	1015259
TEXILine Power EMC 16x1,5	17,6	506		7340060502087	1015260
TEXILine Power EMC 19x1,5	18,6	576		7340060502094	1015261
TEXILine Power EMC 24x1,5	21,7	731		7340060502100	1015262
TEXILine Power EMC 25x1,5	21,7	739		7340060541550	1015263
TEXILine Power EMC 27x1,5	22,2	784		7340060502117	1015264
TEXILine Power EMC 37x1,5	24,8	1016		7340060502957	1015265
TEXILine Power EMC 7x2,5	13,9	353		7340060502193	1015266
TEXILine Power EMC 10x2,5	17,6	496		7340060502209	1015267
TEXILine Power EMC 14x2,5	19,1	634		7340060502216	1015268
TEXILine Power EMC 16x2,5	20,2	709		7340060502223	1015269
TEXILine Power EMC 19x2,5	21,3	814		7340060502230	1015270
TEXILine Power EMC 24x2,5	24,9	1022		7340060502247	1015271
TEXILine Power EMC 27x2,5	25,5	1118		7340060502254	1015272
TEXILine Power EMC 37x2,5	28,6	1463		7340060502261	1015273



TEXILine Power Aluflex



Applications:

DNV-approved flexible shipboard power cable with aluminium conductor and XLPE insulation. Designed for easy installation and connection in narrow spaces, both indoors and outdoors. TEXILine Power Aluflex has flexible aluminium conductors in accordance with IEC 60228 class 5, cables to be terminated using DNV approved lugs and crimping tools (TAE00002GJ)

Properties:

Temperature range -30°C to +90°C
 Voltage Rating Uo/U 0,6/1kV ac
 0,9/1,5kV dc

Standards:

Conductor IEC 60228-5
 Construction IEC 60092-350
 Flame retardant IEC 60332-1-2
 Flame retardant IEC 60332-3-22
 Halogen free IEC 60754-1, -2
 Smoke density IEC 61034-1, -2
 Test voltage 3,5kVac
 RoHS Directive Yes
 Approval DNV TAE00002V2

Constructor			
Conductor	Flexible aluminium conductor class 5		
Insulation	XLPE		
Insulation colour	White		
Outer sheath	Halogen free, flame retardant SHF1 compound		
Outer sheath colour	Black or red		
Marking	AMOKABEL TEXILine Power Aluflex - size xxx mm ² - 0,6/1kV - IEC 60092-353 - IEC 60332-3-22 - DNV certificates TAE00002V2/TAE00002GJ		
Minimum bending radius fixed installation	6xOD		
Type Code	Nom. outer diameter	Approx. Weight	Current rating, ambient temp 45°C
	[mm]	[kg/km]	[A]
TEXILine Power Aluflex 1x50	14,6	250	149
TEXILine Power Aluflex 1x70	17,5	345	184
TEXILine Power Aluflex 1x95	19,1	430	223
TEXILine Power Aluflex 1x120	21,7	550	258
TEXILine Power Aluflex 1x150	24,0	670	296





TEXILine Power VFD EMC

TEXILine Power VFD EMC er en DNV-godkjent EMC-skjernet kraftkabel utviklet for faste installasjoner mellom VFD og motor, både innendørs og utendørs.


Denne kabelen finnes i to utgaver:

TEXILine Power VFD EMC 3 kV – Med en flettet kobberskjerm og en overlappende kobberfolie som gir 100 % EMC-beskyttelse, noe som effektivt reduserer elektromagnetisk støy og sikrer stabil drift. Faselederne har forsterket isolasjon som gir lang levetid og pålitelig drift i VFD systemer. Fleksible kobberledere iht. IEC 60228 klasse 5 gjør installasjonen enkel.

TEXILine Power VFD EMC 3G 3 kV – I denne versjonen er 3 jordledere symmetrisk plassert i mellomrommene mellom lederne for ekstra beskyttelse og pålitelighet. Kabelen har samme flettet kobberskjerm og kobberfolie som gir 100% EMC-beskyttelse, men med den ekstra fordelen av symmetrisk jord. Forsterket isolasjon på faselederne sikrer lang operasjonell levetid.

Begge versjonene er ideelle for VFD-applikasjoner, hvor både EMC-beskyttelse, pålitelighet og lang levetid er avgjørende. Enten du velger standard VFD EMC eller den ekstra beskyttede 3G-versjonen, tilbyr TEXILine Power VFD EMC den nødvendige beskyttelsen og ytelsen for krevende installasjoner i utfordrende miljøer.

TEXILine Power VFD EMC 1,8/3kV (Lapped inner covering)



Applications:

DNV-approved EMC screened flexible power cable 3kV for fixed installations to variable frequency drive and inverter systems, for indoor and outdoor use. TEXILine Power VFD EMC has a braided copper screen with a lapping helical Cu foil over the braid providing 100% coverage in terms of EMC protection. The phase conductors have thicker insulation walls to ensure a long operational life of the cable when installed in VFD system. TEXILine Power has flexible copper conductors in accordance with IEC 60228 Class 5 to make installation and connection easy. Suitable for narrow spaces and use under the most challenging conditions in marine and offshore environments.

Properties:

Temperature range -30°C to +90°C
Voltage Rating U_o/U 1,8/3kV

Standards:

Conductor IEC 60228-5
Construction IEC 60092-350
Flame retardant IEC 60332-1-2
Flame retardant IEC 60332-3-22
Halogen free IEC 60754-1, -2
Smoke density IEC 61034-1, -2
Test voltage 6,5kV
RoHS Directive Yes
Approval TAE00002X9


Construction

Conductor	Flexible copper conductor class 5
Insulation	XLPE
Multi core identification	Brown, black, white
Filler	SHF1 compound extruded fillers
Inner covering	Lapped
Screen	Cu wire braid and Cu/PET foil
Outer sheath	Halogen free, flame retardant SHF1 compound
Outer sheath colour	Yellow
Marking	TEXILine Power VFD EMC AMOKABEL RXZ-HF -size-mm ² IEC 60092-353 - IEC 60332-3-22-DNV 1,8/3kV-YY/WW + meter marking
Minimum bending radius fixed installation	6xOD

Type Code	Nom. outer diameter	Approx. Weight	Current rating ambient temp 45°C	GTIN EAN Code	EL Number
	[mm]	[kg/km]	[A]		
TEXILine Power VFD EMC 3x16	23,8	949	67	7340060540164	1022948
TEXILine Power VFD EMC 3x25	27,4	1330	89	7340060540171	1022949
TEXILine Power VFD EMC 3x35	30,5	1712	110	7340060540188	1022951
TEXILine Power VFD EMC 3x50	33,2	2225	137	7340060540102	1022952
TEXILine Power VFD EMC 3x70	39,5	3099	169	7340060540195	1022953
TEXILine Power VFD EMC 3x95	42,0	3892	205	7340060540096	1022954
TEXILine Power VFD EMC 3x120	47,1	4818	237	7340060540065	1015278
TEXILine Power VFD EMC 3x150	51,5	5874	272	7340060540379	1022981
TEXILine Power VFD EMC 3x185	55,0	7010	311	7340060541710	1022991
TEXILine Power VFD EMC 3x240	62,4	8930	365	7340060541727	1022992



TEXILine Power VFD EMC 3G 1,8/3kV (RXZ-HF) (Lapped inner covering)



Applications:

DNV-approved EMC screened flexible power cable 3kV for fixed installations to variable frequency drive and inverter systems, for indoor and outdoor use. TEXILine Power VFD EMC 3G has a braided copper screen with a lapping helical Cu foil over the braid providing 100% coverage in terms of EMC protection. Earth-wires are symmetrically placed in the interstices, and the phase conductors have thicker insulation walls to ensure long operational life of the cable when installed in VFD system. The cable has flexible copper conductors in accordance with IEC 60228 Class 5 to make installation and connection easy. Suitable for narrow spaces and use under the most challenging conditions in marine and offshore environments.

Properties:

Temperature range -30°C to +90°C

Voltage Rating U_o/U 1,8/3kV

Standards:

Conductor	IEC 60228-5
Construction	IEC 60092-350
Flame retardant	IEC 60332-1-2
Flame retardant	IEC 60332-3-22
Halogen free	IEC 60754-1, -2
Smoke density	IEC 61034-1, -2
Test voltage	6,5kV
RoHS Directive	Yes
Approval DNV	TAE00002X9

Construction

Conductor	Flexible copper conductor class 5
Insulation	XLPE
Multi core identification	Brown, Black, White, Yellow/Green
Inner sheath	Lapped inner covering (Extruded Halogen free inner sheath on request)
Screen	Cu wire braid and Cu/PET foil
Outer sheath	Halogen free, flame retardant SHF1 compound
Outer sheath colour	Yellow or customer choice
Marking	TEXILine Power VFD EMC 3G AMOKABEL RXZ-HF -size-mm ² IEC 60092-353 - IEC 60332-3-22-DNV 1,8/3kV - YY/WW + meter marking
Minimum bending radius fixed installation	6xOD

Type Code	Nom. outer diameter	Weight	Current rating, ambient temperature 45°C
	[mm]	[kg/km]	[A]
TEXILine Power VFD EMC 3x16 + 3G2,5	23,8	901	67
TEXILine Power VFD EMC 3x25 + 3G4	27,4	1266	89
TEXILine Power VFD EMC 3x35 + 3G6	30,5	1628	110
TEXILine Power VFD EMC 3x50 + 3G10	33,2	2123	137
TEXILine Power VFD EMC 3x70 + 3G16	39,5	2947	169
TEXILine Power VFD EMC 3x95 + 3G16	42,0	3712	205
TEXILine Power VFD EMC 3x120 + 3G25	47,1	4597	237
TEXILine Power VFD EMC 3x150 + 3G25	51,5	5599	272
TEXILine Power VFD EMC 3x185 + 3G35	55,0	6695	311
TEXILine Power VFD EMC 3x240 + 3G50	62,4	8512	365





TEXLine Power VFD EMC Soft


TEXLine Power VFD EMC Soft er en fleksibel skjermet kabel utviklet for installasjoner mellom VFD og hev/senk thrustermotorer på skip, med en mykere konstruksjon for enklere håndtering og installasjon.

Ytterkappen er spesialdesignet for å minimere de mekaniske kreftene under kabeltrekking, samtidig som den opprettholder de nødvendige mekaniske egenskapene til isolasjonen. Dette sikrer enkel installasjon.

Denne versjonen av TEXLine Power VFD EMC har samme DNV-godkjenning og installasjonsegenskaper som VFD EMC, men med en mykere kabelkonstruksjon, noe som gir ytterligere fleksibilitet for krevende installasjoner i maritime og offshore miljøer.

Den skjermede kabelen gir også 100% EMC-beskyttelse, og er ideell for kritiske elektriske installasjoner, inkludert omformersystemer og azimuth thrustere, der både fleksibilitet og pålitelighet er avgjørende.

TEXILine Power VFD EMC Soft 1,8/3kV (Lapped inner covering)



Applications:

DNV-approved EMC screened flexible power cable 3kV specially designed for installations between frequency drive and retractable thrusters or similar semidynamic operation. TEXILine Power VFD EMC Soft has class 6 copper conductors and a softer than standard SHF1 outer sheath. The braided copper wire screen with overall Cu foil lapping provides 100% coverage in terms of EMC protection. The phase conductors have thicker insulation walls to ensure a long operational life of the cable when installed in VFD system. Suitable for narrow spaces and use under the most challenging conditions in marine and offshore environments.

Properties:

Temperature range -30°C to +90°C
Voltage Rating U_o/U 1,8/3kV

Standards:

Conductor IEC 60228-6
Construction IEC 60092-350
Flame retardant IEC 60332-1-2
Flame retardant IEC 60332-3-22
Halogen free IEC 60754-1, -2
Smoke density IEC 61034-1, -2
Test voltage 6,5kV
RoHS Directive Yes
Approval TAE00002X9

Construction

Conductor	Flexible copper conductor class 6
Insulation	XLPE
Multi core identification	Brown, black, white
Filler	SHF1 compound extruded fillers
Inner covering	Lapped
Screen	Cu wire braid and Cu/PET foil
Outer sheath	Halogen free, flame retardant SHF1 compound
Outer sheath colour	Yellow
Marking	TEXILine Power VFD EMC Soft AMOKABEL RXZ-HF -size-mm ² IEC 60092-353 - IEC 60332-3-22-DNV 1,8/3kV-YY/WW + meter marking
Minimum bending radius fixed installation	6xOD
Minimum bending radius flexible installation	8xOD

Type Code	Nom. outer diameter [mm]	Approx. Weight [kg/km]	Current rating ambient temp 45°C [A]	GTIN EAN Code	EL Number
TEXILine Power VFD EMC Soft 3x70	40,2	3123	169	7340060541970	
TEXILine Power VFD EMC Soft 3x95	45,3	4041	205	7340060541864	
TEXILine Power VFD EMC Soft 3x120	47,1	4808	237	7340060540010	





TEXILine Powerflex EMC

TEXILine Powerflex EMC er en EMC-skjermet fleksibel kraftkabel utviklet for både faste og fleksible installasjoner, både innendørs og utendørs.

TEXILine Powerflex EMC 1 kV – Denne kabelen har en flettet kobberskjerm med spiralformet kobberfolie, som gir 100% EMC-beskyttelse og effektivt reduserer elektromagnetisk støy. Med fleksible kobberledere iht. IEC 60228 klasse 5 er kabelen enkel å terminere.

TEXILine Powerflex VFD EMC 3 kV – Denne kabelen er spesielt utviklet for fleksible installasjoner i frekvensomformere (VFD) og omformersystemer. Kabelen har en flettet kobberskjerm og kobberfolie for 100% EMC-beskyttelse. Faselederne har tykkere EPR-isolasjon for å sikre lang levetid i krevende VFD-systemer. PUR ytterkappe gir kabelen ekstra slitestyrke og gjør den egnet for dynamisk drift i maritime og offshore applikasjoner.

Begge versjoner tilbyr høy fleksibilitet, EMC-beskyttelse, og pålitelighet, og er spesielt egnet for installasjoner der både ytelse og holdbarhet er essensielt.

Enten du trenger kabel for generelle elektriske installasjoner eller spesifikke VFD-systemer, leverer TEXILine Powerflex EMC den nødvendige beskyttelsen og ytelsen.

TEXILine Powerflex EMC 0,6/1kV (Lapped inner covering)



Applications:

Shipboard 1kV power cable, EMC screened and suitable for flexible applications both indoors and outdoors. TEXILine Powerflex EMC has a braided copper screen with a lapping helical Cu foil over the braid providing 100% coverage in terms of EMC protection. TEXILine Powerflex EMC has flexible copper conductors in accordance with IEC 60228 Class 5 to make installation and connection easy. Suitable for narrow spaces and use under the most challenging conditions in marine and offshore environments.

Properties:

Temperature range -30°C to +90°C
Voltage Rating Uo/U 0,6/1kV

Standards:

Conductor IEC 60228-5
Construction IEC 60092-350
Flame retardant IEC 60332-1-2
Flame retardant IEC 60332-3-22
Halogen free IEC 60754-1, -2
Smoke density IEC 61034-1, -2
Test voltage 3,5kV
RoHS Directive Yes
Approval DNV Pending

Construction	
Conductor	Flexible copper conductor class 5
Insulation	EPR
Single core identification	Black or customer choice
Multi core identification	Brown, Black, White, Blue, Yellow/Green
Filler (if two core or more)	SHF1 compound extruded fillers
Inner sheath	Lapped helical tape (extruded Halogen Free inner sheath on request)
Screen	Cu wire braid and Cu/PET foil
Outer sheath	Halogen free, flame retardant Polyurethane
Outer sheath colour	Black or customer choice
Marking	TEXILine Powerflex EMC AMOKABEL REF1 -size-mm ² IEC 60092-353 - IEC 60332-3-22-DNV 0,6/1kV -YY/WW + meter marking
Minimum bending radius flexible installation	8xOD

Type Code	Nom. outer diameter	Approx. Weight	Current rating, ambient temp 45°C	GTIN EAN Code	EL Number
	[mm]	[kg/km]	[A]		
TEXILine Powerflex EMC 1x4	7,3	99	40		
TEXILine Powerflex EMC 1x6	8,0	126	52		
TEXILine Powerflex EMC 1x10	8,9	174	72		
TEXILine Powerflex EMC 1x16	10,0	242	96		
TEXILine Powerflex EMC 1x25	11,8	351	127		
TEXILine Powerflex EMC 1x35	13,2	461	157		
TEXILine Powerflex EMC 1x50	15,3	660	196		
TEXILine Powerflex EMC 1x70	18,0	891	242		
TEXILine Powerflex EMC 1x95	19,6	1153	293		
TEXILine Powerflex EMC 1x120	22,0	1427	339		
TEXILine Powerflex EMC 1x150	24,3	1753	389		
TEXILine Powerflex EMC 1x185	26,3	2123	444		
TEXILine Powerflex EMC 1x240	30,2	2722	522		
TEXILine Powerflex EMC 1x300	33,4	3352	601		



TEXILine Powerflex EMC 0,6/1kV (Lapped inner covering)

Type Code	Nom. outer diameter	Approx. Weight	Current rating ambient temp 45°C	GTIN EAN Code	EL Number
	[mm]	[kg/km]	[A]		
TEXILine Powerflex EMC 2x1,5	10,0	137	20		
TEXILine Powerflex EMC 2x2,5	11,1	174	26		
TEXILine Powerflex EMC 2x4	12,2	222	34		
TEXILine Powerflex EMC 2x6	13,9	313	44		
TEXILine Powerflex EMC 2x10	15,9	431	61		
TEXILine Powerflex EMC 2x16	18,0	592	82		
TEXILine Powerflex EMC 2x25	21,5	856	108		
TEXILine Powerflex EMC 2x35	25,1	1162	133		
TEXILine Powerflex EMC 2x50	28,6	1560	167		
TEXILine Powerflex EMC 2x70	34,0	2126	206		
TEXILine Powerflex EMC 2x95	37,7	2813	249		
TEXILine Powerflex EMC 3x1,5	10,6	161	16		
TEXILine Powerflex EMC 3x2,5	11,8	209	21		
TEXILine Powerflex EMC 3x4	12,9	271	28		
TEXILine Powerflex EMC 3x6	14,7	385	36		
TEXILine Powerflex EMC 3x10	16,8	541	50		
TEXILine Powerflex EMC 3x16	19,2	760	67		
TEXILine Powerflex EMC 3x25	22,9	1112	89		
TEXILine Powerflex EMC 3x35	26,7	1514	110		
TEXILine Powerflex EMC 3x50	30,5	2057	137		
TEXILine Powerflex EMC 3x70	36,7	2896	169		
TEXILine Powerflex EMC 3x95	40,2	3739	205		
TEXILine Powerflex EMC 3x120	45,3	4646	237		
TEXILine Powerflex EMC 3x150	50,6	5762	272		
TEXILine Powerflex EMC 3x185	55,0	6972	311		
TEXILine Powerflex EMC 3x240	63,4	8978	365		
TEXILine Powerflex EMC 3G1,5	10,6	161	16		
TEXILine Powerflex EMC 3G2,5	11,8	209	21		
TEXILine Powerflex EMC 3G4	12,9	271	28		
TEXILine Powerflex EMC 3G6	14,7	385	36		
TEXILine Powerflex EMC 3G10	16,8	541	50		
TEXILine Powerflex EMC 3G16	19,2	760	67		
TEXILine Powerflex EMC 3G25	22,9	1112	89		
TEXILine Powerflex EMC 3G35	26,7	1514	110		
TEXILine Powerflex EMC 3G50	30,5	2057	137		
TEXILine Powerflex EMC 3G70	36,7	2896	169		
TEXILine Powerflex EMC 3G95	40,2	3739	205		
TEXILine Powerflex EMC 3G120	45,3	4646	237		
TEXILine Powerflex EMC 3G150	50,6	5762	272		
TEXILine Powerflex EMC 3G185	55,0	6972	311		
TEXILine Powerflex EMC 3G240	63,4	8978	365		



TEXILine Powerflex EMC 0,6/1kV (Lapped inner covering)

Type Code	Nom. outer diameter	Approx. Weight	Current rating ambient temp 45°C	GTIN EAN Code	EL Number
	[mm]	[kg/km]	[A]		
TEXILine Powerflex EMC 4G1,5	11,7	197	16		
TEXILine Powerflex EMC 4G2,5	13,0	259	21		
TEXILine Powerflex EMC 4G4	14,8	372	28		
TEXILine Powerflex EMC 4G6	16,4	481	36		
TEXILine Powerflex EMC 4G10	18,8	683	50		
TEXILine Powerflex EMC 4G16	21,4	968	67		
TEXILine Powerflex EMC 4G25	25,7	1427	89		
TEXILine Powerflex EMC 4G35	30,0	1943	110		
TEXILine Powerflex EMC 4G50	34,2	2653	137		
TEXILine Powerflex EMC 4G70	41,2	3732	169		
TEXILine Powerflex EMC 4G95	45,2	4647	205		
TEXILine Powerflex EMC 5G1,5	12,7	224	16		
TEXILine Powerflex EMC 5G2,5	14,6	328	21		
TEXILine Powerflex EMC 5G4	16,0	428	28		
TEXILine Powerflex EMC 5G6	17,8	557	36		
TEXILine Powerflex EMC 5G10	20,4	800	50		
TEXILine Powerflex EMC 5G16	23,3	1142	67		
TEXILine Powerflex EMC 5G25	28,0	1690	89		
TEXILine Powerflex EMC 6x1,5	14,2	297			
TEXILine Powerflex EMC 7x1,5	14,2	303			
TEXILine Powerflex EMC 10x1,5	18,0	424			
TEXILine Powerflex EMC 12x1,5	18,6	475			
TEXILine Powerflex EMC 14x1,5	19,6	532			
TEXILine Powerflex EMC 16x1,5	20,7	592			
TEXILine Powerflex EMC 19x1,5	21,8	674			
TEXILine Powerflex EMC 24x1,5	25,6	860			
TEXILine Powerflex EMC 25x1,5	25,6	866			
TEXILine Powerflex EMC 27x1,5	26,1	918			
TEXILine Powerflex EMC 37x1,5	29,4	1187			
TEXILine Powerflex EMC 7x2,5	15,9	401			
TEXILine Powerflex EMC 10x2,5	20,2	564			
TEXILine Powerflex EMC 14x2,5	21,9	719			
TEXILine Powerflex EMC 16x2,5	23,2	804			
TEXILine Powerflex EMC 19x2,5	24,5	920			
TEXILine Powerflex EMC 24x2,5	28,8	1159			
TEXILine Powerflex EMC 27x2,5	29,5	1265			
TEXILine Powerflex EMC 37x2,5	33,1	1651			



TEXILine Powerflex VFD EMC 1,8/3kV



Applications:

TBC DNV-approved (CP-0399) shipboard flexible power cable for semiflexible and fixed installations to variable frequency drive systems outdoor and indoor use. TEXILine Powerflex VFD EMC has flexible cl5 Cu conductors, EPR insulation wallthickness dimensioned for 3kV ensuring long operational life when installed between VFD and motor, braided copper screen with lapping helical Cu foil providing 100% coverage for EMC protection and PUR outer sheath that adds to the flexibility and makes the cable suitable for marine environments.

Properties:

Temperature range -30°C to +90°C
Voltage Rating Uo/U 1,8/3kV

Standards:

Conductor IEC 60228-5
Construction IEC 60092-350
Flame retardant IEC 60332-1-2
Flame retardant IEC 60332-3-22
Halogen free IEC 60754-1, -2
Smoke density IEC 61034-1, -2
Test voltage 6,5kV
RoHS Directive Yes
Approval DNV TBC

Construction

Conductor	Flexible copper conductor class 5
Insulation	EPR
Single core identification	Black or customer choice
Multi core identification	Brown, Black, White, Yellow/Green
Filler (if two core or more)	SHF1 compound extruded fillers
Inner sheath	Lapped helical tape (extruded Halogen Free inner sheath on request)
Screen	Cu wire braid and Cu/PET foil
Outer sheath	Halogen free, flame retardant Polyurethane
Outer sheath colour	Black or customer choice
Marking	TEXILine Powerflex VFD EMC AMOKABEL -size-mm ² IEC 60092-353 - IEC 60332-3-22 - DNV 1,8/3kV-YY/WW + meter marking
Minimum bending radius flexible installation	8xOD

Type Code	Nom. outer diameter	Approx. Weight	Current rating, ambient temp 45°C	GTIN EAN Code	EL Number
	[mm]	[kg/km]	[A]		
TEXILine Powerflex VFD EMC 1x10	11,5	228	72		
TEXILine Powerflex VFD EMC 1x16	12,6	300	96		
TEXILine Powerflex VFD EMC 1x25	13,9	404	127		
TEXILine Powerflex VFD EMC 1x35	15,3	519	157		
TEXILine Powerflex VFD EMC 1x50	17,0	715	196		
TEXILine Powerflex VFD EMC 1x70	19,7	953	242		
TEXILine Powerflex VFD EMC 1x95	21,4	1220	293		
TEXILine Powerflex VFD EMC 1x120	23,7	1500	339		
TEXILine Powerflex VFD EMC 1x150	25,6	1812	389		
TEXILine Powerflex VFD EMC 1x185	27,2	2165	444		
TEXILine Powerflex VFD EMC 1x240	30,7	2745	522		
TEXILine Powerflex VFD EMC 1x300	33,4	3352	601		



TEXILine Powerflex VFD EMC 1,8/3kV

Type Code	Nom. outer diameter	Approx. Weight	Current rating ambient temp 45°C	GTIN EAN Code	EL Number
	[mm]	[kg/km]	[A]		
TEXILine Powerflex EMC 3x10	22,4	737	50		
TEXILine Powerflex EMC 3x16	24,7	975	67		
TEXILine Powerflex EMC 3x25	27,5	1313	89		
TEXILine Powerflex EMC 3x35	31,4	1742	110		
TEXILine Powerflex EMC 3x50	34,2	2256	137		
TEXILine Powerflex EMC 3x70	40,4	3135	169		
TEXILine Powerflex EMC 3x95	43,9	3997	205		
TEXILine Powerflex EMC 3x120	49,4	4971	237		
TEXILine Powerflex EMC 3x150	53,4	5996	272		
TEXILine Powerflex EMC 3x185	56,9	7139	311		
TEXILine Powerflex EMC 3x240	64,3	9072	365		





TEXLine Heli Twist Al/Cu

TEXLine Heli Twist Al/Cu EMC 0,6/1kV AC & DC 1,5/1,5 kV er en DNV-godkjent kraftkabel. Denne kabelen er egnet for faste installasjoner både innendørs og utendørs.

Kabelen benytter XLPE-isolasjon og fleksible aluminium eller kobberledere i henhold til IEC 60228 klasse 5, som gjør både installasjon og tilkobling enkel. Kabelen er tilgjengelig i både skjermet og uskjermet utgave, samt en DC-tilpasset versjon for installasjoner med likestrøm.

Tilgjengelige versjoner:

TEXLine Heli Twist Al/Cu – Består av 3 enledere som er tvunnet sammen. Konstruksjonen sikrer også effektiv varmeavgivelse og høyere strømføringskapasitet

TEXLine Heli Twist Al/Cu EMC – Denne har 3 enledere med flettet kobberskjerm som gir 100 % EMC-beskyttelse. Konstruksjonen sikrer også effektiv varmeavgivelse og høyere strømføringskapasitet, samtidig som kabelen er beskyttet mot elektromagnetiske forstyrrelser.

TEXLine Heli Twist Al/Cu DC 1,5/1,5 kV – Spesialutviklet for DC-installasjoner, med fire aluminium/kobberledere, hver med dobbel XLPE-isolasjon.

TEXLine Heli Twist-serien tilbyr høy strømføringskapasitet, EMC-beskyttelse (for Al/Cu EMC). Tilgjengelig med aluminium eller kobberledere, i skjermet eller uskjermet utgave.

TEXILine Heli Twist AI



Applications:

DNV-approved shipboard 1kV power cable, suitable for fixed installations both indoors and outdoors. TEXILine Heli Twist AI is XLPE insulated, using flexible aluminium conductors in accordance with IEC 60228 class 5 to make installation and connection easy. Each of the 3 single core cables have an outer sheathing before being twisted together, effective heat transfer hence higher current carrying capacity per conductor. Suitable for narrow spaces and use under the most challenging conditions in marine and offshore environments. Cables to be terminated using DNV approved lugs and crimping tools (TAE00002GJ)

Properties:

Temperature range -30°C to +90°C
Voltage Rating Uo/U 0,6/1kV

Standards:

Conductor	IEC 60228-5
Construction	IEC 60092-350
Flame retardant	IEC 60332-1-2
Flame retardant	IEC 60332-3-22
Halogen free	IEC 60754-1, -2
Smoke density	IEC 61034-1, -2
Test voltage	3,5kVac
RoHS Directive	Yes
Approval	TAE00002V2

Construction	
Conductor	Flexible aluminium conductor class 5
Insulation	XLPE
Outer sheath	Halogen free, flame retardant SHF1 compound
Multi core identification	Black with number 1-3
Marking	TEXILine Heli Twist AI AMOKABEL -size-mm ² IEC 60092-353 - IEC 60332-3-22-DNV 0,6/1kV -YY/WW
Minimum bending radius	6xOD

Type Code	Nom. outer diameter	Approx. Weight	Current rating *)	EAN
	[mm]	[kg/km]	[A]	
TEXILine Heli Twist AI 3x1x50	31,5	758	149	7340060538352
TEXILine Heli Twist AI 3x1x70	37,7	1045	184	7340060538369
TEXILine Heli Twist AI 3x1x95	41,2	1303	223	7340060538376
TEXILine Heli Twist AI 3x1x120	46,8	1667	258	7340060538383
TEXILine Heli Twist AI 3x1x150	51,7	2030	296	7340060538390

*) Current rating single core continuous load @45°C ambient DNV-RU-SHIP Pt.4 Ch.8 Sec.2 table 7
correction factor for ambient temp other than 45°C per DNV-RU-SHIP Pt.4 Ch.8 Sec.2 table 10



TEXILine Heli Twist Al EMC



Applications:

DNV-approved shipboard 1kV power cable, suitable for fixed installations both indoors and outdoors. TEXILine Heli Twist Cu EMC is XLPE insulated, using flexible aluminium conductors in accordance with IEC 60228 class 5 to make installation and connection easy. Each of the 3 single core cables have a braided Cu screen and an outer sheathing before being twisted together, effective heat transfer hence higher current carrying capacity per conductor. Suitable for narrow spaces and use under the most challenging conditions in marine and offshore environments. Cables to be terminated using DNV approved lugs and crimping tools (TAE00002GJ)

Properties:

Temperature range -30°C to +90°C
Voltage Rating U_o/U 0,6/1kV

Standards:

Conductor IEC 60228-5
Construction IEC 60092-350
Flame retardant IEC 60332-1-2
Flame retardant IEC 60332-3-22
Halogen free IEC 60754-1, -2
Smoke density IEC 61034-1, -2
Test voltage 3,5kVac
RoHS Directive Yes
Approval TAE00002V2

Construction	
Conductor	Flexible aluminium conductor class 5
Insulation	XLPE
Screen	Cu wire braid and Cu/PET foil
Outer sheath	Halogen free, flame retardant SHF1 compound
Multi core identification	Black with number 1-3
Marking	TEXILine Heli Twist Al EMC AMOKABEL -size-mm ² IEC 60092-353 - IEC 60332-3-22-DNV 0,6/1kV -YY/WW
Minimum bending radius	6xOD

Type Code	Nom. outer diameter	Approx. Weight	Current rating *)	EAN
	[mm]	[kg/km]	[A]	
TEXILine Heli Twist Al EMC 3x1x50	34,0	909	149	7340060538406
TEXILine Heli Twist Al EMC 3x1x70	40,7	1264	184	7340060538413
TEXILine Heli Twist Al EMC 3x1x95	43,7	1515	223	7340060538420
TEXILine Heli Twist Al EMC 3x1x120	49,3	1939	258	7340060538437
TEXILine Heli Twist Al EMC 3x1x150	54,7	2394	296	7340060538444

*) Current rating single core continuous load @45°C ambient DNV-RU-SHIP Pt.4 Ch.8 Sec.2 table 6
correction factor for ambient temp other than 45°C per DNV-RU-SHIP Pt.4 Ch.8 Sec.2 table 10



TEXILine Heli Twist Cu



Applications:

DNV-approved shipboard 1kV power cable, suitable for fixed installations both indoors and outdoors. TEXILine Heli Twist Cu is XLPE insulated, using flexible copper conductors in accordance with IEC 60228 class 5 to make installation and connection easy. Each of the 3 single core cables have an outer sheathing before being twisted together, effective heat transfer hence higher current carrying capacity per conductor. Suitable for narrow spaces and use under the most challenging conditions in marine and offshore environments.

Properties:

Temperature range -40°C to +90°C
Voltage Rating U₀/U 0,6/1kV

Standards:

Conductor IEC 60228-5
Construction IEC 60092-350
Flame retardant IEC 60332-1-2
Flame retardant IEC 60332-3-22
Halogen free IEC 60754-1, -2
Smoke density IEC 61034-1, -2
Test voltage 3,5kV
RoHS Directive Yes
Approval TAE00002X9

Construction				
Conductor	Flexible copper conductor class 5			
Insulation	XLPE			
Outer sheath	Halogen free, flame retardant SHF1 compound			
Multi core identification	Black with number 1-3			
Marking	TEXILine Heli Twist Cu AMOKABEL -size-mm ² IEC 60092-353 - IEC 60332-3-22-DNV 0,6/1kV -YY/WW			
Minimum bending radius	6xOD			
Type Code	Nom. outer diameter	Approx. Weight	Current rating *)	EAN
	[mm]	[kg/km]	[A]	
TEXILine Heli Twist Cu 3x1x25	22,0	882	127	7340060526267
TEXILine Heli Twist Cu 3x1x35	25,1	1191	157	7340060538116
TEXILine Heli Twist Cu 3x1x50	28,4	1650	196	7340060538123
TEXILine Heli Twist Cu 3x1x70	34,6	2298	242	7340060538130
TEXILine Heli Twist Cu 3x1x95	37,2	3015	293	7340060538147
TEXILine Heli Twist Cu 3x1x120	42,8	3803	339	7340060538154
TEXILine Heli Twist Cu 3x1x150	47,7	4738	389	7340060538161

*) Current rating single core continuous load @45°C ambient DNV-RU-SHIP Pt.4 Ch.8 Sec.2 table 6
correction factor for ambient temp other than 45°C per DNV-RU-SHIP Pt.4 Ch.8 Sec.2 table 10



TEXILine Heli Twist Cu EMC



Applications:

DNV-approved shipboard 1kV power cable, suitable for fixed installations both indoors and outdoors. TEXILine Heli Twist Cu EMC is XLPE insulated, using flexible copper conductors in accordance with IEC 60228 class 5 to make installation and connection easy. Each of the 3 single core cables have a braided Cu screen and an outer sheathing before being twisted together, effective heat transfer hence higher current carrying capacity per conductor. Suitable for narrow spaces and use under the most challenging conditions in marine and offshore environments.

Properties:

Temperature range -40°C to +90°C
Voltage Rating Uo/U 0,6/1kV

Standards:

Conductor IEC 60228-5
Construction IEC 60092-350
Flame retardant IEC 60332-1-2
Flame retardant IEC 60332-3-22
Halogen free IEC 60754-1, -2
Smoke density IEC 61034-1, -2
Test voltage 3,5kV
RoHS Directive Yes
Approval TAE00002X9

Construction	
Conductor	Flexible copper conductor class 5
Insulation	XLPE
Screen	Cu wire braid and Cu/PET foil
Outer sheath	Halogen free, flame retardant SHF1 compound
Multi core identification	Black with number 1-3
Marking	TEXILine Heli Twist Cu EMC AMOKABEL -size-mm ² IEC 60092-353 - IEC 60332-3-22-DNV 0,6/1kV -YY/WW
Minimum bending radius	6xOD

Type Code	Nom. outer diameter	Approx. Weight	Current rating *)	EAN
	[mm]	[kg/km]	[A]	
TEXILine Heli Twist Cu EMC 3x1x35	26,9	1354	157	7340060538178
TEXILine Heli Twist Cu EMC 3x1x50	31,2	1933	196	7340060538185
TEXILine Heli Twist Cu EMC 3x1x70	37,5	2645	242	7340060538192
TEXILine Heli Twist Cu EMC 3x1x95	40,1	3391	293	7340060538208
TEXILine Heli Twist Cu EMC 3x1x120	45,5	4236	339	7340060538215
TEXILine Heli Twist Cu EMC 3x1x150	50,4	5221	389	7340060538222

*) Current rating single core continuous load @45°C ambient DNV-RU-SHIP Pt.4 Ch.8 Sec.2 table 6
correction factor for ambient temp other than 45°C per DNV-RU-SHIP Pt.4 Ch.8 Sec.2 table 10



TEXILine Heli Twist Cu EMC 1,8/3kV



Applications:

DNV-approved shipboard 3kV power cable, suitable for fixed installations both indoors and outdoors. TEXILine Heli Twist Cu EMC 3kV is XLPE insulated, using flexible copper conductors in accordance with IEC 60228 class 5 to make installation and connection easy. Each of the 3 single core cables have a braided Cu screen and an outer sheathing before being twisted together, effective heat transfer hence higher current carrying capacity per conductor. Suitable for narrow spaces and use under the most challenging conditions in marine and offshore environments.

Properties:

Temperature range -40°C to +90°C
Voltage Rating Uo/U 1,8/3kVac

Standards:

Conductor IEC 60228-5
Construction IEC 60092-350
Flame retardant IEC 60332-1-2
Flame retardant IEC 60332-3-22
Halogen free IEC 60754-1, -2
Smoke density IEC 61034-1, -2
Test voltage 6,5kVac
RoHS Directive Yes
Approval TAE00002X9

Construction	
Conductor	Flexible copper conductor class 5
Insulation	XLPE
Screen	Cu wire braid and Cu/PET foil
Outer sheath	Halogen free, flame retardant SHF1 compound
Multi core identification	Black with number 1-3
Marking	TEXILine Heli Twist Cu EMC 1,8/3kV AMOKABEL -size-mm ² IEC 60092-353 - IEC 60332-3-22 - DNV - YY/WW
Minimum bending radius	6xOD

Type Code	Nom. outer diameter	Approx. Weight	Current rating *)	EAN
	[mm]	[kg/km]	[A]	
TEXILine Heli Twist Cu EMC 3kV 3x1x35	33,0	1656	157	7340060539441
TEXILine Heli Twist Cu EMC 3kV 3x1x50	35,8	2145	196	7340060539458
TEXILine Heli Twist Cu EMC 3kV 3x1x70	41,6	2865	242	7340060539465
TEXILine Heli Twist Cu EMC 3kV 3x1x95	44,2	3621	293	7340060539472
TEXILine Heli Twist Cu EMC 3kV 3x1x120	49,3	4463	339	7340060539489
TEXILine Heli Twist Cu EMC 3kV 3x1x150	53,3	5406	389	7340060539496

*) Current rating single core continuous load @45°C ambient DNV-RU-SHIP Pt.4 Ch.8 Sec.2 table 6
correction factor for ambient temp other than 45°C per DNV-RU-SHIP Pt.4 Ch.8 Sec.2 table 10



TEXILine Heli Twist Cu DC



Applications:

DNV-approved shipboard flexible power cable for fixed installations both indoors and outdoors, specially designed for DC installations. TEXILine Heli Twist Cu DC has flexible copper conductors in accordance with IEC 60228 class 5 to make installation and connection easy. Each of the 4 single core cables have an outer sheathing before being twisted together, effective heat transfer hence higher current carrying capacity per conductor. XLPE double insulated conductors with extra thickness where DC ripples or system specifics require added insulation. Suitable for narrow spaces and use under the most challenging conditions in marine and offshore environments.

Properties:

Temperature range	-30°C to +90°C
Voltage Rating Uo/U	1,5/1,5kV dc

Standards:

Conductor	IEC 60228-5
Construction	IEC 60092-350/353 IAP NEK 606 IAP
Current rating	60092-352 table A.4 method F.1
Flame retardant	IEC 60332-1-2
Flame retardant	IEC 60332-3-22
Halogen free	IEC 60754-1, -2
Smoke density	IEC 61034-1, -2
Test voltage	3,5kVac
RoHS Directive	Yes
Approval DNV	TAE00004F9

Construction				
Conductor	Flexible copper conductor class 5			
Insulation	XLPE			
Outer sheath	Halogen free, flame retardant SHF1 compound			
Multi core identification	Black and red cores diagonally placed			
Marking	TEXILine Heli Twist Cu DC AMOKABEL -size-mm ² IEC 60092-353 - DNV 1,5/1,5kV DC - YY/WW + meter marking			
Minimum bending radius	6xOD			
Type Code	Nom. outer diameter	Approx. Weight	Current rating, ambient 45°C	EAN
	[mm]	[kg/km]	[A]	
TEXILine Heli Twist Cu DC 4x1x35	30,2	1663	2x139	7340060538291
TEXILine Heli Twist Cu DC 4x1x50	35,2	2310	2x169	7340060538307
TEXILine Heli Twist Cu DC 4x1x70	40,6	3151	2x216	7340060538314
TEXILine Heli Twist Cu DC 4x1x95	43,2	4100	2x262	7340060538321
TEXILine Heli Twist Cu DC 4x1x120	49,5	5162	2x304	7340060538338
TEXILine Heli Twist Cu DC 4x1x150	55,7	6418	2x350	7340060538345

*) Current rating two single core cables touching in free air, continuous load @45°C ambient
Reduction factor 0,8 for 2 circuits.



TEXILine Heli Twist Cu DC EMC



Applications:

DNV-approved shipboard flexible power cable for fixed installations both indoors and outdoors, specially designed for DC installations. TEXILine Heli Twist Cu DC EMC has flexible copper conductors in accordance with IEC 60228 class 5 to make installation and connection easy. Each of the 4 single core cables have a braided Cu screen and an outer sheathing before being twisted together, effective heat transfer hence higher current carrying capacity per conductor. XLPE double insulated conductors with thickness for 1,8/3kV ac where DC ripples or system specifics require higher voltage class. Suitable for narrow spaces and use under the most challenging conditions in marine and offshore environments.

Properties:

Temperature range -30°C to +90°C
 Voltage Rating Uo/U 2,7/4,5kV dc
 1,8/3kV ac

Standards:

Conductor IEC 60228-5
 Construction IEC 60092-350
 Flame retardant IEC 60332-1-2
 Flame retardant IEC 60332-3-22
 Halogen free IEC 60754-1, -2
 Smoke density IEC 61034-1, -2
 Test voltage 6,5kVac
 RoHS Directive Yes
 DNV Certificate TAE00004FB

Construction				
Conductor	Flexible copper conductor class 5			
Insulation	XLPE			
Outer sheath	Halogen free, flame retardant SHF1 compound			
Multi core identification	Black and red cores diagonally placed			
Marking	TEXILine Heli Twist Cu DC EMC AMOKABEL -size-mm ² IEC 60092-353 - DNV 2,7/4,5kV DC - YY/WW + meter marking			
Minimum bending radius	6xOD			
Type Code	Nom. outer diameter	Approx. Weight	Current rating total for 2 circuits *)	EAN
	[mm]	[kg/km]	[A]	
TEXILine Heli Twist Cu DC EMC 4x1x35	36,9	2210	278	7340060538239
TEXILine Heli Twist Cu DC EMC 4x1x50	40,1	2860	338	7340060538246
TEXILine Heli Twist Cu DC EMC 4x1x70	46,6	3814	432	7340060538253
TEXILine Heli Twist Cu DC EMC 4x1x95	49,5	4828	525	7340060538260
TEXILine Heli Twist Cu DC EMC 4x1x120	55,3	5961	608	7340060538277
TEXILine Heli Twist Cu DC EMC 4x1x150	59,6	7204	701	7340060538284

*) IEC 60092-352 table A.4 method F.1

Current rating two single core cables touching in free air, continuous load @45°C ambient
 Reduction factor 0,8 for 2 circuits.



TEXILine Heli Twist Al DC



Applications:

DNV-approved shipboard flexible power cable for fixed installations both indoors and outdoors, specially designed for DC installations. TEXILine Heli Twist Al DC has flexible aluminium conductors in accordance with IEC 60228 class 5 to make installation and connection easy. Each of the 4 single core cables have an outer sheathing before being twisted together, effective heat transfer hence higher current carrying capacity per conductor. XLPE double insulated conductors with extra thickness where DC ripples or system specifics require added insulation. Suitable for narrow spaces and use under the most challenging conditions in marine and offshore environments. Cables to be terminated using DNV approved lugs and crimping tools (TAE00002GJ)

Properties:

Temperature range -30°C to +90°C
Voltage Rating Uo/U 1,5/1,5kV dc

Standards:

Conductor IEC 60228-5
Construction IEC 60092-350/353 IAP
NEK 606 IAP
Current rating 60092-352 table A.4
method F.1
Flame retardant IEC 60332-1-2
Flame retardant IEC 60332-3-22
Halogen free IEC 60754-1, -2
Smoke density IEC 61034-1, -2
Test voltage 3,5kVac
RoHS Directive Yes
DNV Certificate TAE00004F8

Construction				
Conductor	Flexible aluminium conductor class 5			
Insulation	XLPE			
Outer sheath	Halogen free, flame retardant SHF1 compound			
Multi core identification	Black and red cores diagonally placed			
Marking	TEXILine Heli Twist Al DC AMOKABEL -size-mm ² IEC 60092-353 - DNV 1,5/1,5kV dc - YY/WW + meter marking			
Minimum bending radius	6xOD			
Type Code	Nom. outer diameter	Approx. Weight	Current rating, ambient 45°C	EAN
	[mm]	[kg/km]	[A]	
TEXILine Heli Twist Al DC 4x1x50	36,2	1067	2x128	7340060538505
TEXILine Heli Twist Al DC 4x1x70	41,3	1414	2x164	7340060538512
TEXILine Heli Twist Al DC 4x1x95	46,3	1786	2x199	7340060538529
TEXILine Heli Twist Al DC 4x1x120	50,5	2186	2x231	7340060538536
TEXILine Heli Twist Al DC 4x1x150	57,5	2751	2x266	7340060538543

*) Current rating two single core cables touching in free air, continuous load @45°C ambient
Derating Cu → Al 0,76. Reduction factor 0,8 for 2 circuits.



TEXILine Heli Twist Al DC EMC



Applications:

DNV-approved shipboard flexible power cable for fixed installations both indoors and outdoors, specially designed for DC installations. TEXILine Heli Twist Al DC EMC has flexible aluminium conductors in accordance with IEC 60228 class 5 to make installation and connection easy. Each of the 4 single core cables have a braided Cu screen and an outer sheathing before being twisted together, effective heat transfer hence higher current carrying capacity per conductor. XLPE double insulated conductors with thickness for 1,8/3kV ac where DC ripples or system specifics require higher voltage class. Suitable for narrow spaces and use under the most challenging conditions in marine and offshore environments. Cables to be terminated using DNV approved lugs and crimping tools (TAE00002GJ)

Properties:

Temperature range -30°C to +90°C
Voltage Rating Uo/U 2,7/4,5kV dc
1,8/3kVac

Standards:

Conductor IEC 60228-5
Construction IEC 60092-350
Flame retardant IEC 60332-1-2
Flame retardant IEC 60332-3-22
Halogen free IEC 60754-1, -2
Smoke density IEC 61034-1, -2
Test voltage 6,5kVac
RoHS Directive Yes
DNV Certificate TAE00004FA

Construction				
Conductor	Flexible aluminium conductor class 5			
Insulation	XLPE			
Screen	Cu wire braid and Cu/PET foil			
Outer sheath	Halogen free, flame retardant SHF1 compound			
Multi core identification	Black and red cores diagonally placed			
Marking	TEXILine Heli Twist Al DC EMC AMOKABEL -size-mm ² IEC 60092-353 - DNV 2,7/4,5kV dc - YY/WW + meter marking			
Minimum bending radius fixed installation	6xOD			
Type Code	Nom. outer diameter	Approx. Weight	Current rating total for 2 circuits *)	EAN
	[mm]	[kg/km]	[A]	
TEXILine Heli Twist Al DC EMC 4x1x50	44,2	1749	257	7340060538451
TEXILine Heli Twist Al DC EMC 4x1x70	47,6	2113	328	7340060538468
TEXILine Heli Twist Al DC EMC 4x1x95	52,4	2553	399	7340060538475
TEXILine Heli Twist Al DC EMC 4x1x120	56,2	2990	462	7340060538482
TEXILine Heli Twist Al DC EMC 4x1x150	62,8	3620	533	7340060538499

*) IEC 60092-352 table A.4 method F.1

Current rating two single core cables touching in free air, continuous load @45°C ambient

Derating Cu → Al 0,76. Reduction factor 0,8 for 2 circuits.





TEXILine DC

TEXILINE DC Alu/Cu er en Fleksibel, DNV-godkjent skipskabel utviklet for faste installasjoner både innendørs og utendørs, spesielt designet for DC-installasjoner.

TEXILine Alu/Cu DC finnes også i en EMC-utgave, og tilbyr flere alternativer avhengig av installasjonsbehov.

Kabelen har fleksible ledere i samsvar med IEC 60228 klasse 5, noe som gir enkel installasjon og tilkobling.

XLPE-dobbeltisolerte ledere med ekstra tykkelse gir forbedret isolasjon for spenning over 1kV DC.

Ytterkappen er designet for å tåle de mekaniske kreftene ved kabeltrekking, og sikrer både enkel installasjon og langvarig holdbarhet.

TEXILine Alu DC



Applications:

DNV-approved shipboard flexible power cable for fixed installations both indoors and outdoors, specially designed for DC installations. TEXILine Alu DC has flexible aluminium conductors in accordance with IEC 60228 class 5 to make installation and connection easy. XLPE double insulated conductors with extra thickness where DC ripples or system specifics require added insulation. Suitable for narrow spaces and use under the most challenging conditions in marine and offshore environments. Cables to be terminated using DNV approved lugs and crimping tools (TAE00002GJ)

Properties:

Temperature range -30°C to +90°C
Voltage Rating Uo/U 1,5/1,5kV dc

Standards:

Conductor	IEC 60228-5
Construction	IEC 60092-350/353 IAP NEK 606 IAP
Current rating	DNV-RU-SHIP Pt.4 Ch.8 Sec.2 table 6
Flame retardant	IEC 60332-1-2
Flame retardant	IEC 60332-3-22
Halogen free	IEC 60754-1, -2
Smoke density	IEC 61034-1, -2
Test voltage	3,5kVac
RoHS Directive	Yes
Approval DNV	TAE00004F8

Construction

Conductor	Flexible aluminium conductor class 5
Insulation	XLPE
Multi core identification	Black and red cores diagonally placed
Filler (4-core)	Lapping helical tape
Outer sheath	Halogen free, flame retardant SHF1 compound
Outer sheath colour	Single core black or red. 4-core black
Marking	TEXILine Alu DC AMOKABEL -size-mm ² IEC 60092-353 - DNV 1,5/1,5kV dc - YY/WW + meter marking
Minimum bending radius	6xOD

Type Code	Nom. outer diameter	Approx. Weight	Current rating, ambient temp 45°C
	[mm]	[kg/km]	[A]
TEXILine Alu DC 1x50	15,0	264	149
TEXILine Alu DC 1x70	17,1	350	184
TEXILine Alu DC 1x95	19,2	442	223
TEXILine Alu DC 1x120	20,9	541	258
TEXILine Alu DC 1x150	23,8	681	296
TEXILine Alu DC 4x50	35,3	1242	2x104
TEXILine Alu DC 4x70	40,4	1655	2x128
TEXILine Alu DC 4x95	45,6	2106	2x156
TEXILine Alu DC 4x120	50,3	2614	2x180
TEXILine Alu DC 4x150	57,4	3320	2x207



TEXILine Alu DC EMC



Applications:

DNV-approved shipboard flexible power cable specially designed for DC installations, EMC screened and suitable for fixed installations both indoors and outdoors. TEXILine Alu DC EMC has flexible aluminium conductors in accordance with IEC 60228 class 5 to make installation and connection easy. Braided copper screen with a lapping helical Cu foil over the braid providing 100% coverage in terms of EMC protection. XLPE double insulated conductors with thickness for 1,8/3kV ac for installations where DC ripples or system specifics require higher voltage class. Suitable for narrow spaces and use under the most challenging conditions in marine and offshore environments. Cables to be terminated using DNV approved lugs and crimping tools (TAE00002GJ)

Properties:

Temperature range -30°C to +90°C
Voltage Rating U_o/U 2,7/4,5kV dc
1,8/3kVac

Standards:

Conductor IEC 60228-5
Construction IEC 60092-350
Flame retardant IEC 60332-1-2
Flame retardant IEC 60332-3-22
Halogen free IEC 60754-1, -2
Smoke density IEC 61034-1, -2
Test voltage 6,5kVac
RoHS Directive Yes
Approval TAE00004FA

Construction

Conductor	Flexible aluminium conductor class 5
Insulation	XLPE
Multi core identification	Black and red cores diagonally placed
Filler (4-core)	SHF1 compound extruded fillers
Inner sheath	Lapped inner covering (Extruded Halogen Free inner sheath on request)
Screen	Cu wire braid and Cu/PET foil
Outer sheath	Halogen free, flame retardant SHF1 compound
Outer sheath colour	Single core black or red. 4-core black
Marking	TEXILine Alu DC EMC AMOKABEL -size-mm ² IEC 60092-353 - DNV 2,7/4,5kV dc - YY/WW + meter marking
Minimum bending radius fixed installation	6xOD

Type Code	Nom. outer diameter	Approx. Weight	Current rating, ambient temp 45°C
	[mm]	[kg/km]	[A]
TEXILine Alu DC EMC 1x50	18,3	433	149
TEXILine Alu DC EMC 1x70	19,7	523	184
TEXILine Alu DC EMC 1x95	21,7	632	223
TEXILine Alu DC EMC 1x120	23,3	740	258
TEXILine Alu DC EMC 1x150	26,0	896	296
TEXILine Alu DC EMC 1x185	28,1	1042	337
TEXILine Alu DC EMC 4x50	42,0	1889	2x104
TEXILine Alu DC EMC 4x70	45,5	2297	2x128
TEXILine Alu DC EMC 4x95	50,7	2843	2x156
TEXILine Alu DC EMC 4x120	54,6	3345	2x180
TEXILine Alu DC EMC 4x150	61,2	4097	2x207
TEXILine Alu DC EMC 4x185	66,3	4793	2x236



TEXILine DC



Applications:

DNV-approved shipboard flexible power cable for fixed installations both indoors and outdoors, specially designed for DC installations. TEXILine DC has flexible copper conductors in accordance with IEC 60228 class 5 to make installation and connection easy. XLPE double insulated conductors with extra thickness where DC ripples or system specifics require added insulation. Suitable for narrow spaces and use under the most challenging conditions in marine and offshore environments.

Properties:

Temperature range -30°C to +90°C
Voltage Rating Uo/U 1,5/1,5kV dc

Standards:

Conductor IEC 60228-5
Construction IEC 60092-350/353 IAP
NEK 606 IAP
Current rating DNV-RU-SHIP Pt.4 Ch.8
Sec.2 table 6
Flame retardant IEC 60332-1-2
Flame retardant IEC 60332-3-22
Halogen free IEC 60754-1, -2
Smoke density IEC 61034-1, -2
Test voltage 3,5kVac
RoHS Directive Yes
Approval DNV TAE00004F9

Construction

Conductor	Flexible copper conductor class 5
Insulation	XLPE
Multi core identification	Black and red cores diagonally placed
Filler (4-core)	Lapping helical tape
Outer sheath	Halogen free, flame retardant SHF1 compound
Outer sheath colour	Single core black or red. 4-core black
Marking	TEXILine DC AMOKABEL -size-mm ² IEC 60092-353 - DNV 1,5/1,5kV dc - YY/WW + meter marking
Minimum bending radius	6xOD

Type Code	Nom. outer diameter [mm]	Approx. Weight [kg/km]	Current rating, ambient temp 45°C [A]
TEXILine DC 1x2,5	6,4	59	30
TEXILine DC 1x4	6,9	77	40
TEXILine DC 1x6	7,6	102	52
TEXILine DC 1x10	8,6	147	72
TEXILine DC 1x16	9,6	210	96
TEXILine DC 1x25	11,1	307	127
TEXILine DC 1x35	12,5	412	157
TEXILine DC 1x50	14,6	572	196
TEXILine DC 1x70	16,8	780	242
TEXILine DC 1x95	17,9	1015	293
TEXILine DC 1x120	20,5	1278	339
TEXILine DC 1x150	23,1	1589	389
TEXILine DC 1x185	25,2	1948	444
TEXILine DC 1x240	28,1	2485	522
TEXILine DC 1x300	30,7	3074	601



TEXILine DC

Type Code	Nom. outer diameter [mm]	Approx. Weight [kg/km]	Current rating ambient temp 45°C [A]
TEXILine DC 4x2,5	13,3	229	2x21
TEXILine DC 4x4	14,6	304	2x28
TEXILine DC 4x6	16,2	405	2x36
TEXILine DC 4x10	18,6	592	2x50
TEXILine DC 4x16	21,2	866	2x67
TEXILine DC 4x25	25,0	1286	2x89
TEXILine DC 4x35	29,2	1772	2x110
TEXILine DC 4x50	34,3	2479	2x137
TEXILine DC 4x70	39,5	3368	2x169
TEXILine DC 4x95	42,5	4369	2x205
TEXILine DC 4x120	49,5	5579	2x237
TEXILine DC 4x150	55,6	6950	2x272
TEXILine DC 4x185	60,6	8496	2x311
TEXILine DC 4x240	67,8	10866	2x365



TEXILine DC EMC



Applications:

DNV-approved shipboard flexible power cable specially designed for DC installations, EMC screened and suitable for fixed installations both indoors and outdoors. TEXILine DC EMC has flexible copper conductors in accordance with IEC 60228 class 5 to make installation and connection easy. Braided copper screen with a lapping helical Cu foil over the braid providing 100% coverage in terms of EMC protection. XLPE double insulated conductors with thickness for 1,8/3kV ac for installations where DC ripples or system specifics require higher voltage class. Suitable for narrow spaces and use under the most challenging conditions in marine and offshore environments.

Properties:

Temperature range -30°C to +90°C
Voltage Rating Uo/U 2,7/4,5kV dc
1,8/3kVac

Standards:

Conductor IEC 60228-5
Construction IEC 60092-350
Flame retardant IEC 60332-1-2
Flame retardant IEC 60332-3-22
Halogen free IEC 60754-1, -2
Smoke density IEC 61034-1, -2
Test voltage 6,5kVac
RoHS Directive Yes
Approval TAE00004FB

Construction

Conductor	Flexible copper conductor class 5
Insulation	XLPE
Multi core identification	Black and red cores diagonally placed
Filler (if two core or more)	SHF1 compound extruded fillers
Inner sheath	Lapped inner covering (Extruded Halogen Free inner sheath on request)
Screen	Cu wire braid and Cu/PET foil
Outer sheath	Halogen free, flame retardant SHF1 compound
Outer sheath colour	Single core black or red. 4-core black
Marking	TEXILine DC EMC AMOKABEL -size-mm ² IEC 60092-353 - DNV 2,7/4,5kV dc - YY/WW + meter marking
Minimum bending radius fixed installation	6xOD

Type Code	Nom. outer diameter [mm]	Approx. Weight [kg/km]	Current rating, ambient temp 45°C [A]
TEXILine DC EMC 1x10	11,1	222	72
TEXILine DC EMC 1x16	12,2	294	96
TEXILine DC EMC 1x25	13,9	428	127
TEXILine DC EMC 1x35	15,3	547	157
TEXILine DC EMC 1x50	16,6	708	196
TEXILine DC EMC 1x70	19,3	945	242
TEXILine DC EMC 1x95	20,5	1195	293
TEXILine DC EMC 1x120	22,9	1473	339
TEXILine DC EMC 1x150	24,7	1784	389
TEXILine DC EMC 1x185	26,3	2135	444
TEXILine DC EMC 1x240	29,8	2713	522
TEXILine DC EMC 1x300	32,5	3319	601



TEXILine DC EMC

Type Code	Nom. outer diameter [mm]	Approx. Weight [kg/km]	Current rating ambient temp 45°C [A]
TEXILine DC EMC 4x10	24,1	899	2x50
TEXILine DC EMC 4x16	26,7	1206	2x67
TEXILine DC EMC 4x25	29,9	1646	2x89
TEXILine DC EMC 4x35	34,2	2193	2x110
TEXILine DC EMC 4x50	37,8	2955	2x137
TEXILine DC EMC 4x70	44,4	3990	2x169
TEXILine DC EMC 4x95	47,3	5036	2x205
TEXILine DC EMC 4x120	53,6	6288	2x237
TEXILine DC EMC 4x150	58,1	7624	2x272
TEXILine DC EMC 4x185	62,0	9120	2x311
TEXILine DC EMC 4x240	70,5	11638	2x365
TEXILine DC EMC 4x300	77,1	14248	2x421



TEXILine HF90

TEXILine HF90 er en serie med DNV-godkjente fleksible koblingsledninger utviklet for bruk i distribusjonspaneler, tavler og strømforsyning på skip, offshore og i bygninger, med flere alternativer for ulike installasjonsbehov.


TEXILine HF90 er en enkeltisolert 1 kV kabel med fortrinnet Cu klasse 5 ledere, noe som gir utmerkede installasjonsegenskaper og enkel håndtering.

Kabelen har en glatt overflate, og fleksibilitet som gjør installasjonen sikker og effektiv, selv i trange rom eller under krevende forhold. Den er tilgjengelig i 12 standardfarger, og kan leveres i andre farger på forespørsel.

TEXILine HF90 D er en dobbeltisolert 1 kV kabel med tverrsnitt fra 1,5 til 240mm², utviklet for distribusjonspaneler og tavler på skip og offshore. Kabelen kan benyttes som en kortslutningssikker tilkobling. Fortinnet Cu klasse 5 leder sikrer enkel installasjon og pålitelig ytelse i utfordrende miljøer.

TEXILine HF90 TW er en tynnvegget, enkeltisolert 150/250V kabel i 0,5mm² og 0,75mm², utviklet for bruk i distribusjonspaneler og tavler på skip og offshore. Kabelen har de samme fremragende installasjonsegenskapene som de øvrige, med fleksible fortinnede Cu klasse 5-ledere og en glatt overflate. Den er også tilgjengelig i 12 standardfarger, med mulighet for andre farger på forespørsel, og er ideell for installasjoner hvor plassbesparelse og fleksibilitet er avgjørende.

TEXILine HF90



Properties:

Temperature rating DNV	+90°C
Temperature rating UL	+105°
Voltage Rating Uo/U	0,6/1kV

Standards:

Conductor	IEC 60228,5 / UL 1581
Construction	IEC 60092-353 / UL 758
Halogen free	IEC 60754-1, -2
Smoke density	IEC 61034-1, -2
Flame retardant	IEC 60332-1-2 / FT2

Application:

DNV-approved single insulated 1kV cable for use in shipboard and offshore distribution panels, switchboards and power supply in buildings. TEXILine HF90 has a smooth surface and flexible tinned Cu class 5 conductor that provides excellent installation properties. Available in 12 different standard colours. Others on request.

Approval

DNV TAE000026Z	
CE acc 2014/35/EU	
UL 30083	1-240mm ²
CPR Eca	1-1,5mm ²
CPR Dca s2, d2, a1	2,5-240mm ²

Construction

Conductor	Class 5 flexible tinned conductor
Insulation	Halogen free, cross-linked and flame retardant special compound
Marking, Ink Print	Amokabel TEXILine HF90 <size> IEC 60092-353 1kV DNV - E164256 "UR logo" AWM <UL style> 105C "cUR logo" AWM I A 105C 1000V FT2 YYWW
Minimum bending radius, fixed installation	OD x 4
Colour	Customer specified

Conductor Cross-section	Conductor Cross-section	Number of wires approx.	Wire diameter	Nominal outer diameter	Current rating continuous load @45°C ambient DNV-RU-SHIP Pt.4 Ch.8 Sec.2 table 6	Max conductor resistance @20°C, tinned Cu	Total weight
[mm ²]	[AWG]	[pcs]	[mm]	[mm]	[A]	[Ω/km]	[kg/km]
1	18	32	<0,21	2,7	18	20,0	15
1,5	16	32	<0,26	2,9	23	13,7	20
2,5	14	54	<0,26	3,4	30	8,21	30
4	12	50	<0,31	3,9	40	5,09	45
6	10	75	<0,31	4,5	52	3,39	65
10	8	75	<0,41	5,4	72	1,95	105
16	6	118	<0,41	6,4	96	1,24	170
25	4	189	<0,41	8,1	127	0,795	260
35	2	266	<0,41	9,6	157	0,565	345
50	1	378	<0,41	11,4	196	0,393	530
70	2/0	539	<0,41	13,4	242	0,277	740
95	3/0	684	<0,41	15,0	293	0,210	990
120	4/0	570	<0,51	16,9	339	0,164	1250
150	MCM300	703	<0,51	19,1	389	0,132	1560
185	MCM350	851	<0,51	21,3	444	0,108	1930
240	MCM450	1072	<0,51	24,3	522	0,0817	2510

Current rating correction factors for ambient temp other than 45°C per DNV-RU-SHIP Pt.4 Ch.8 Sec.2 table 10



TEXILine HF90D



Application:

DNV-approved 1,5 to 240mm² double insulated 1kV cable for use in shipboard and offshore distribution panels and switchboards. The cable can be used as a short circuit proof connection. TEXILine HF90D has a smooth surface and flexible tinned Cu class 5 conductor that provides excellent installation properties.

Properties:

Temperature rating DNV	+90°C
Temperature rating UL	+105°C
Voltage Rating Uo/U	0,6/1kV

Standards:

Conductor	IEC 60228,5 / UL 1581
Construction	IEC 60092-353 / UL 758
Halogen free	IEC 60754-1, -2
Smoke density	IEC 61034-1, -2
Flame retardant	IEC 60332-1-2 / FT2

Approval

DNV TAE00002XB	
CE acc 2014/35/EU	
UL30083	1,5-240mm ²

Construction


Conductor	Class 5 flexible, tinned, copper
Insulation	Halogen free, cross-linked and flame retardant special compound
Marking	Amokabel TEXILine HF90D - DNV - <size> - 1kV - YYWW E164256 "UR logo" AWM <UL style> 105C "cUR logo" AWM I A 105C 1000V FT2
Minimum bending radius, fixed installation	OD x 4
Colour	Customer specified

Type code	Conductor Cross-section	Number of wires	Wire diameter	Nominal outer diameter	Current rating continuous load @45°C ambient DNV-RU-SHIP Pt.4 Ch.8 Sec.2 table 6	Max conductor resistance @20°C, tinned Cu	Total weight
	[mm ²]	[pcs]	[mm]	[mm]	[A]	[Ω/km]	[kg/km]
TEXILine HF90D	1,5	27-32	0,23-0,25	4,3	23	13,700	35
TEXILine HF90D	2,5	45-54	0,23-0,25	4,8	30	8,210	45
TEXILine HF90D	4	50	0,3	5,3	40	5,090	60
TEXILine HF90D	6	74-75	0,3	5,9	52	3,390	80
TEXILine HF90D	10	72-75	0,4	6,8	72	1,950	125
TEXILine HF90D	16	115-118	0,4	7,8	96	1,240	190
TEXILine HF90D	25	182-189	0,4	9,9	127	0,795	295
TEXILine HF90D	35	259-266	0,4	11,4	157	0,565	390
TEXILine HF90D	50	364-378	0,4	13,4	196	0,393	545
TEXILine HF90D	70	525-539	0,4	15,6	242	0,277	760
TEXILine HF90D	95	672-684	0,4	17,5	293	0,210	915
TEXILine HF90D	120	570	0,5	19,3	339	0,164	1 190
TEXILine HF90D	150	703	0,5	21,9	389	0,1320	1 530
TEXILine HF90D	185	825-851	0,5	24,5	444	0,1080	1 810
TEXILine HF90D	240	1070-1862	0,4-0,5	29,4	522	0,0817	2 420

Current rating correction factors for ambient temp other than 45°C per DNV-RU-SHIP Pt.4 Ch.8 Sec.2 table 10



TEXILine HF90 TW / UL 3746



Application:

DNV-approved 0,5 and 0,75mm² thin-wall single insulated 150/250V cable for use in shipboard and offshore distribution panels and switchboards. TEXILine HF90TW has a smooth surface and flexible tinned Cu class 5 conductor that provides excellent installation properties. Available in 12 different standard colours, others on request.

Properties:

Temperature rating DNV	+90°C
Temperature rating UL	+105°C
Voltage Rating U _o /U	150/250V
Voltage Rating acc UL	300 Vac
Spark test	≥ 6kV

Standards:

Conductor	IEC 60228,5 /UL 1581
Construction	IEC 60092-353 /UL3746
Halogen free	IEC 60754-1, -2
Smoke density	IEC 61034-1, -2
Flame retardant	IEC 60332-1-2
Test voltage	IEC 60092-350

Approval

DNV TAE00002XC
 UL AWM acc UL Style 3746 File E164256
 UL for AWM I A acc CSA C22.2 No 210,11 file E164256
 CPR Eca
 CE acc 2014/35/EU

Construction

Conductor	Class 5 flexible tinned copper
Insulation	Halogen free, cross-linked and flame retardant special compound
Marking	Amokabel TEXILine HF90 TW <size> 150/250V E164256 UL AWM 3746 105C cUR AWM I A 105C 300V FT2
Minimum bending radius, fixed installation	OD x 4
Colour	Customer specified

Type code	Conductor Cross-section	Number of wires	Wire diameter	Nominal insulation thickness	Nominal outer diameter	Max resistance of conductor @20°C, tinned Cu	Total weight
	[mm ² / AWG]	[pcs]	[mm]	[mm]	[mm]	[Ω/km]	[kg/km]
TEXILine HF90 TW	0,5 / AWG 21	16	0,2	0,45	1,8	40,1	7
TEXILine HF90 TW	0,75 / AWG 19	24	0,19	0,50	2,1	26,7	10





TEXILine Signal

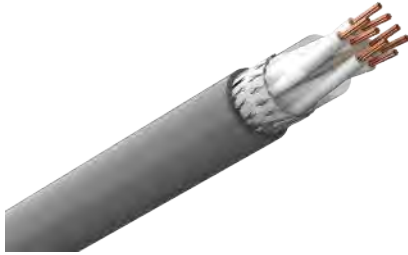
TEXILine Signal (C) og TEXILine (I) (C) er DNV-godkjente halogenfrie, flammehemmende instrumenteringskabler for skip

TEXILine Signal (C) er en robust og pålitelig instrumenteringskabel med tvunnede par samlet sammen under en fortinnet kobberflettet skjerm, som sikrer effektiv EMC-beskyttelse.

For ekstra skjerming og enda bedre EMC-egenskaper finnes også TEXILine (I) (C), hvor hvert tvunnede par er individuelt skjermet med aluminium/polyester-tape og kobberflettet skjerm.

I tillegg sørger en flettet kobberskjerm for maksimal beskyttelse mot elektromagnetiske forstyrrelser.

TEXILine Signal (c)



Applications:

DNV-approved halogen free flame retardant shipboard instrumentation cable. Twisted pairs are bunched together and an overall tinned copper wire braided screen provides EMC protection.

Properties:

Temperature range -30°C to +90°C

Voltage Rating Uo/U 150/250V

Standards:

Conductor IEC 60228-2

Construction IEC 60092-376

Flame retardant IEC 60332-1-2

Flame retardant IEC 60332-3-22

Halogen free IEC 60754-1, -2

Smoke density IEC 61034-1, -2

Test voltage 1,5kV

RoHS Directive Yes

Approval DNV TAE00001A1

Construction

Conductor	Stranded plain copper conductor class 2
Insulation	XLPE
Conductor / pair identification	White insulation with number marking
Pair twisting, lay-up and inner covering	Twisted pairs bunched together, overall helical tape lapping
Screen	Tinned Cu wire braid
Outer sheath	Halogen free, flame retardant SHF1 compound
Outer sheath colour	Grey
Marking	TEXILine Signal (c) - amokabel FXFQ-HF (c) 150/250V 90°C size mm ²
	IEC 60332-3-22 YY/WW meter
Minimum bending radius fixed installation	6xOD

Type Code	Nom. outer diameter	Weight	EI-nr	EAN-code
	[mm]	[kg/km]		
TEXILine Signal (c) 1x2x0,75mm ²	7,0	69	1022928	7340060503251
TEXILine Signal (c) 2x2x0,75mm ² Quad	7,9	97	1030893	7340060520029
TEXILine Signal (c) 2x2x0,75mm ²	9,9	119	1022929	7340060503268
TEXILine Signal (c) 4x2x0,75mm ²	11,4	174	1022931	7340060503275
TEXILine Signal (c) 7x2x0,75mm ²	14,1	288	1022932	7340060503282
TEXILine Signal (c) 10x2x0,75mm ²	15,7	369	1022933	7340060503299
TEXILine Signal (c) 14x2x0,75mm ²	19,3	502	1022934	7340060503305
TEXILine Signal (c) 19x2x0,75mm ²	21,5	633	1022946	7340060503312
TEXILine Signal (c) 24x2x0,75mm ²	25,2	794	1022947	7340060503329



TEXILine Signal (i)(c)



Applications:

DNV-approved halogen free flame retardant shipboard instrumentation cable. Each twisted pair is individually shielded with aluminium / polyester tape and copper drain wire which along with overall common screen by copper wire braid gives excellent EMC protection.

Properties:

Temperature range -30°C to +90°C
Voltage Rating Uo/U 150/250V

Standards:

Conductor IEC 60228-2
Construction IEC 60092-376
Flame retardant IEC 60332-1-2
Flame retardant IEC 60332-3-22
Halogen free IEC 60754-1, -2
Smoke density IEC 61034-1, -2
Test voltage 1,5kV
RoHS Directive Yes
Approval DNV TAE00001A1

Construction	
Conductor	Stranded plain copper conductor class 2
Insulation	XLPE
Conductor / pair identification	White insulation with number marking
Twisted pair individual shielding	Aluminium / polyester laminate tape lapping with copper drain wire underneath
Lay-up and inner covering	Twisted shielded pairs bunched together, overall helical tape lapping
Screen	Tinned Cu wire braid
Outer sheath	Halogen free, flame retardant SHF1 compound
Outer sheath colour	Grey
Marking	TEXILine Signal (i)(c) - amokabel FXFQ-HF (i)(c) 150/250V 90°C size mm ² IEC 60332-3-22 YY/WW meter
Minimum bending radius fixed installation	6xOD

Type Code	Nom. outer diameter	Weight	EI-nr	EAN-code
	[mm]	[kg/km]		
TEXILine Signal (i)(c) 2x2x0,75mm ²	10,7	138	1030871	7340060503336
TEXILine Signal (i)(c) 4x2x0,75mm ²	12,9	232	1030872	7340060503343
TEXILine Signal (i)(c) 7x2x0,75mm ²	15,3	338	1030873	7340060503350
TEXILine Signal (i)(c) 10x2x0,75mm ²	17,2	437	1030874	7340060503367
TEXILine Signal (i)(c) 14x2x0,75mm ²	21,1	596	1030875	7340060503374
TEXILine Signal (i)(c) 19x2x0,75mm ²	23,6	756	1030876	7340060520005
TEXILine Signal (i)(c) 24x2x0,75mm ²	27,7	950	1030877	7340060520012





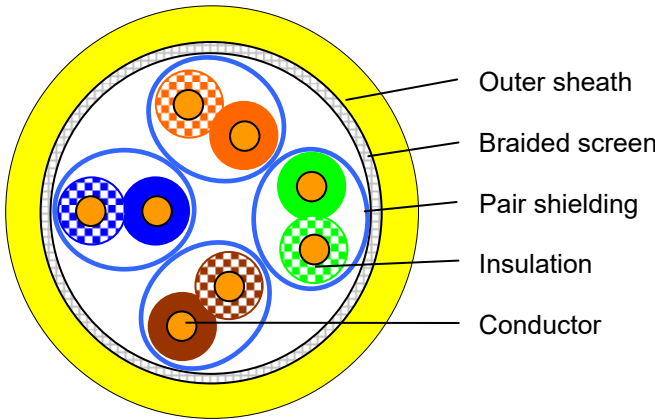
TEXLine Cat 7 Marine

TEXLine Cat7 Marine er DNV-godkjente høyytelses datakabler for maritime og offshore installasjoner. Når kun det beste er godt nok for krevende maritime og offshore miljøer, leverer TEXLine Cat7 Marine enestående ytelse, holdbarhet og sikkerhet. Disse kablene er spesialutviklet for å tåle ekstreme forhold og sikre pålitelig dataoverføring i de mest utfordrende installasjonene.

TEXLine Cat7 Marine 1000 DNV er en robust, UV-bestendig og forsterket datakabel konstruert for sikker overføring av både analoge og digitale signaler. Med sitt slitesterke design er denne kabelen ideell for installasjoner der både mekanisk styrke og elektrisk sikkerhet er avgjørende.

TEXLine Cat7 Marine 1000 DNV SHF2 MUD for enda høyere beskyttelse mot olje, borevæsker og ekstreme påkjenninger. Denne varianten er utviklet i samsvar med NEK 606-standarden. Den kombinerer UV-bestendighet med SHF2 MUD-isolasjon, noe som gir økt motstandsdyktighet mot aggressive kjemikalier og røffe driftsforhold.

TEXLine Cat7 Marine Flex FT DNV SHF2 MUD når installasjonsfleksibilitet er avgjørende, leverer denne kabelen den samme overlegne ytelsen som de øvrige variantene, men med en mer fleksibel konstruksjon. Dette gjør den ideell for installasjoner i trange områder eller der kabelen utsettes for bevegelse og vibrasjoner. Med UV- og MUD-bestendig SHF2-isolasjon møter den de strengeste kravene for drift i ekstreme miljøer. DNV-godkjent og i samsvar med NEK 606.

TEXILine Cat 7 Marine	Nr. TDB 09-19/24	amokabel CABLE FOR LIFE																																																															
	Page 1-3																																																																
	Date 22.01.2024																																																																
TEXILine Cat 7 Marine 1000 DNV S/FTP Cat.7 1000 MHz 4x2xAWG 23/1 FRNC																																																																	
<p>UV-resistant reinforced data-cable for transmission of analog and digital signals. Intended for installation in tough environments with high demands for both mechanical strength and electrical safety. Especially designed for shipboard and offshore installations. Approved by DNV</p>	<p>Outer sheath Braided screen Pair shielding Insulation Conductor</p>																																																																
<p>Konstruksjon</p> <table border="0"> <tr><td>Leder</td><td>AWG 23/1, blank</td></tr> <tr><td>Isolasjon</td><td>SFS-PE skummet PE</td></tr> <tr><td>Leder-diameter</td><td>1,38 ± 0,02 mm</td></tr> <tr><td>Fargekode</td><td>IEC 708-1</td></tr> <tr><td>Par-skjerm</td><td>Aluminiums-laminat</td></tr> <tr><td>Skjerm</td><td>Fletting fortinnet kobbertråd 0,10 mm</td></tr> <tr><td>Ytterkappe</td><td>Halogenfritt UV-bestendig materiale SHF1</td></tr> <tr><td>Kappefarge</td><td>Gul, RAL 1021</td></tr> <tr><td>Ytter-diameter</td><td>8,1 ± 0,2 mm</td></tr> </table> <p>Mekaniske egenskaper</p> <table border="0"> <tr><td>Temperaturområder</td><td></td></tr> <tr><td>installert</td><td>-20°C til +75°C</td></tr> <tr><td>under installasjon</td><td>0°C til +50°C</td></tr> <tr><td>Bøyeradius</td><td>8 x diameter under installasjon 4 x diameter installert</td></tr> <tr><td>max. tillatt strekk</td><td>140N</td></tr> <tr><td>Brannlast</td><td>0,185kWh/m</td></tr> <tr><td>Vekt</td><td>73kg/km</td></tr> </table>	Leder	AWG 23/1, blank	Isolasjon	SFS-PE skummet PE	Leder-diameter	1,38 ± 0,02 mm	Fargekode	IEC 708-1	Par-skjerm	Aluminiums-laminat	Skjerm	Fletting fortinnet kobbertråd 0,10 mm	Ytterkappe	Halogenfritt UV-bestendig materiale SHF1	Kappefarge	Gul, RAL 1021	Ytter-diameter	8,1 ± 0,2 mm	Temperaturområder		installert	-20°C til +75°C	under installasjon	0°C til +50°C	Bøyeradius	8 x diameter under installasjon 4 x diameter installert	max. tillatt strekk	140N	Brannlast	0,185kWh/m	Vekt	73kg/km	<p>Design</p> <table border="0"> <tr><td>Conductor</td><td>AWG 23/1, bare</td></tr> <tr><td>Insulation</td><td>SFS-PE</td></tr> <tr><td>Diameter</td><td>1,38 ± 0,02 mm</td></tr> <tr><td>Colour code</td><td>IEC 708-1</td></tr> <tr><td>Shielding Pairs</td><td>Plastic laminated aluminium foil</td></tr> <tr><td>Shielding</td><td>Copper Wire 0,10</td></tr> <tr><td>Jacket</td><td>Halogen free compound, UV resistant, SHF 1</td></tr> <tr><td>Colour</td><td>Yellow, RAL 1021</td></tr> <tr><td>Diameter</td><td>8,1 ± 0,2 mm</td></tr> </table> <p>Mechanical Data</p> <table border="0"> <tr><td>Temperatur Range</td><td></td></tr> <tr><td>fixed</td><td>-20°C to +75°C</td></tr> <tr><td>during installation</td><td>0°C to +50°C</td></tr> <tr><td>Bending radius</td><td>8 x Diameter during installation 4 x Diameter fixed</td></tr> <tr><td>max. tractive force</td><td>140N</td></tr> <tr><td>Fire load</td><td>0,185kWh/m</td></tr> <tr><td>Weight</td><td>73kg/km</td></tr> </table>	Conductor	AWG 23/1, bare	Insulation	SFS-PE	Diameter	1,38 ± 0,02 mm	Colour code	IEC 708-1	Shielding Pairs	Plastic laminated aluminium foil	Shielding	Copper Wire 0,10	Jacket	Halogen free compound, UV resistant, SHF 1	Colour	Yellow, RAL 1021	Diameter	8,1 ± 0,2 mm	Temperatur Range		fixed	-20°C to +75°C	during installation	0°C to +50°C	Bending radius	8 x Diameter during installation 4 x Diameter fixed	max. tractive force	140N	Fire load	0,185kWh/m	Weight	73kg/km
Leder	AWG 23/1, blank																																																																
Isolasjon	SFS-PE skummet PE																																																																
Leder-diameter	1,38 ± 0,02 mm																																																																
Fargekode	IEC 708-1																																																																
Par-skjerm	Aluminiums-laminat																																																																
Skjerm	Fletting fortinnet kobbertråd 0,10 mm																																																																
Ytterkappe	Halogenfritt UV-bestendig materiale SHF1																																																																
Kappefarge	Gul, RAL 1021																																																																
Ytter-diameter	8,1 ± 0,2 mm																																																																
Temperaturområder																																																																	
installert	-20°C til +75°C																																																																
under installasjon	0°C til +50°C																																																																
Bøyeradius	8 x diameter under installasjon 4 x diameter installert																																																																
max. tillatt strekk	140N																																																																
Brannlast	0,185kWh/m																																																																
Vekt	73kg/km																																																																
Conductor	AWG 23/1, bare																																																																
Insulation	SFS-PE																																																																
Diameter	1,38 ± 0,02 mm																																																																
Colour code	IEC 708-1																																																																
Shielding Pairs	Plastic laminated aluminium foil																																																																
Shielding	Copper Wire 0,10																																																																
Jacket	Halogen free compound, UV resistant, SHF 1																																																																
Colour	Yellow, RAL 1021																																																																
Diameter	8,1 ± 0,2 mm																																																																
Temperatur Range																																																																	
fixed	-20°C to +75°C																																																																
during installation	0°C to +50°C																																																																
Bending radius	8 x Diameter during installation 4 x Diameter fixed																																																																
max. tractive force	140N																																																																
Fire load	0,185kWh/m																																																																
Weight	73kg/km																																																																

TEXILine Cat 7 Marine

Nr. TDB 09-19/24

Page 2-3

Date 22.01.2024

amokabel
CABLE FOR LIFE**Elektriske egenskaper**

Sløyfemotstand	max. 150 Ohm / km
Isolasjonsmotstand	min. 5 GOhm x km ved +20°C
Driftskapasitans	nom. 45 nF / km
Impedans ved 100MHz	100 Ohm ± 5 Ohm
Test-spenning	700 V / AC
Forplantnings-hastighet	ca. 0,79 c
Signal tid	max. 425 ns/100m
Løpetid forskjell	< 8 ns/100m
Demping	> 85 dB, Type 1
Koblingsmotstand	< 3 mOhm/m ved 10MHz, Grade 1
Skille-klasse	D

Electrical Data

Loop resistance	max. 150 Ohm / km
Insulation resistance	min. 5 GOhm x km at +20°C
Operating capacitance	nom. 45 nF / km
Char. Impedance at 100MHz	100 Ohm ± 5 Ohm
Test voltage	700V / AC
Velocity of propagation	app. 0,79 c
Signal Term	max. 425 ns/100m
Running time difference	< 8 ns/100m
Coupling attenuation	> 85 dB, Type 1
Transfer impedance	< 3 mOhm/m att 10MHz, Grade 1
Separating class	D

Transmisjonsegenskaper/ Transmission Performance :

f in MHz	Demping/ Attenuation (dB/100m) nom.	NEXT (dB) nom.	ACR (dB/100m) nom.	ELFEXT (dB/100m) nom.	RL (dB) nom.
	1	1,7	105	103	95
4	3,2	105	102	93	28
10	5,2	105	100	92	30
16	6,5	105	98	91	30
20	7,3	105	98	90	30
31,25	9,4	105	96	86	30
62,5	13,6	103	89	82	30
100	17,0	100	83	77	30
155	22,2	98	76	73	28
200	24,3	95	71	70	26
300	30,2	93	73	67	25
400	35,2	90	55	64	24
500	39,1	87	48	62	23
600	43,5	85	41	60	23
900	55,2	81	26	53	21
1000	58,1	80	22	50	20

Angitte verdier er typiske måleverdier

TEXILine Cat 7 Marine

Nr. TDB 09-19/24

Page 3-3

Date 22.01.2024



Bruksområder / Applications:

IEEE 802.3 : Ethernet 10Base-T ; Fast Ethernet 100Base-T ; Gigabit Ethernet 1000Base-T ; 10GBase-T
IEEE 802.5 : ISDN ; FDDI ; ATM ; Cable sharing
IEEE 802.3at : PoE, PoE+ suitable

Normer / Standards:

EN 50288-4-1 ; IEC 61156-5 ; EN 50173 ; EN 50174-2 ; ISO/IEC 11801 2. Rev

Brannegenskaper / Flame resistance:

EN 60332-1-2 ; EN 60332-3-22 ; EN 50399 ; EN 50575 ; EN 61034 ; EN 50267 ; IEC 60754-2 ; IEC 61034
EN 13501-6 Klasse D_{Ca}-s1 d2 a1


Kjemiske egenskaper / Chemical Properties :

RoHS 2011/65/EU ; IEC 60811-2-1 (IRM 902, 4h at 70°C)

DNV-Sertifikat / DNV-Certificate :


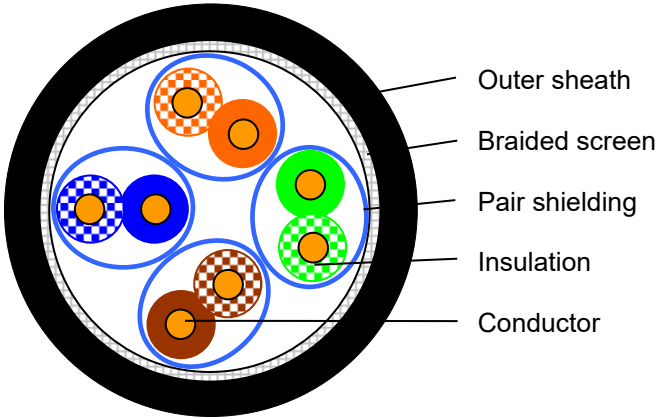
TAE00003V0

Ytre kappe tekst / Printing Text:

VOKA-MLAN 1000 DNV S/FTP FRNC 4PR AWG 23/1 Cat.7 ISO/IEC 11801 DNV-Nr. TAE00003V0 IEC
60332-3-22 IEC 60754-1/2 MM/JJ  xxxxx m

Subject to E&OE

Prepared by:	Documentnr.	Pages	Date	Approved by
Sch/	TDB 09-19/24	3	22.01.2024	OSBi

TEXILine Cat7 Marine SHF2 MUD	Nr. TDB 02-20/05																																																																
	Page 1-3																																																																
	Date 04.11.24																																																																
TEXILine Cat7 Marine 1000 DNV SHF2 MUD S/FTP Cat.7 1000 MHz 4x2xAWG 23/1 FRNC UV-resistant and mudresistant NEK606 reinforced data-cable for transmission of analog and digital signals. Intended for installation in tough environments with high demands for both mechanical strength and electrical safety. Especially designed for shipboard and offshore installations. Approved by DNV																																																																	
Konstruksjon <table border="0"> <tr><td>Leder</td><td>AWG 23/1, blank</td></tr> <tr><td>Isolasjon</td><td>SFS-PE skummet PE</td></tr> <tr><td>Lederdiameter</td><td>1,38 ± 0,02 mm</td></tr> <tr><td>Fargekode</td><td>IEC 708-1</td></tr> <tr><td>Parskjerm</td><td>Aluminiums-laminat</td></tr> <tr><td>Skjerm</td><td>Fletting fortinnet kobbertråd 0,10mm</td></tr> <tr><td>Ytterkappe</td><td>Halogenfritt UV og mudbestandig materiale SHF2</td></tr> <tr><td>Kappefarge</td><td>Svart, RAL 9005</td></tr> <tr><td>Ytterdiameter</td><td>8,5 ± 0,2 mm</td></tr> </table> Mekaniske egenskaper <table border="0"> <tr><td>Temperaturområder</td><td></td></tr> <tr><td>installert</td><td>-50°C til +80°C</td></tr> <tr><td>under installasjon</td><td>-10°C til +50°C</td></tr> <tr><td>Minste bøyeradius</td><td>8 x diameter under installasjon 4 x diameter installert</td></tr> <tr><td>Max tillatt strekk</td><td>150N</td></tr> <tr><td>Brannlast</td><td>0,205kWh/m</td></tr> <tr><td>Vekt</td><td>73kg/km</td></tr> </table>	Leder	AWG 23/1, blank	Isolasjon	SFS-PE skummet PE	Lederdiameter	1,38 ± 0,02 mm	Fargekode	IEC 708-1	Parskjerm	Aluminiums-laminat	Skjerm	Fletting fortinnet kobbertråd 0,10mm	Ytterkappe	Halogenfritt UV og mudbestandig materiale SHF2	Kappefarge	Svart, RAL 9005	Ytterdiameter	8,5 ± 0,2 mm	Temperaturområder		installert	-50°C til +80°C	under installasjon	-10°C til +50°C	Minste bøyeradius	8 x diameter under installasjon 4 x diameter installert	Max tillatt strekk	150N	Brannlast	0,205kWh/m	Vekt	73kg/km	Design <table border="0"> <tr><td>Conductor</td><td>AWG 23/1, bare</td></tr> <tr><td>Insulation</td><td>SFS-PE</td></tr> <tr><td>Diameter</td><td>1,38 ± 0,02 mm</td></tr> <tr><td>Colour code</td><td>IEC 708-1</td></tr> <tr><td>Shielding Pairs</td><td>Plastic laminated aluminium foil</td></tr> <tr><td>Shielding</td><td>Copper Wire 0,10</td></tr> <tr><td>Jacket</td><td>Halogen free UV and mud-resistant compound, SHF 2</td></tr> <tr><td>Colour</td><td>Black, RAL 9005</td></tr> <tr><td>Diameter</td><td>8,5 ± 0,2 mm</td></tr> </table> Mechanical Data <table border="0"> <tr><td>Temperatur Range</td><td></td></tr> <tr><td>fixed</td><td>-50°C to +80°C</td></tr> <tr><td>during installation</td><td>-10°C to +50°C</td></tr> <tr><td>Bending radius</td><td>8 x Diameter during installation 4 x Diameter fixed</td></tr> <tr><td>max. tractive force</td><td>150N</td></tr> <tr><td>Fire load</td><td>0,205kWh/m</td></tr> <tr><td>Weight</td><td>73kg/km</td></tr> </table>	Conductor	AWG 23/1, bare	Insulation	SFS-PE	Diameter	1,38 ± 0,02 mm	Colour code	IEC 708-1	Shielding Pairs	Plastic laminated aluminium foil	Shielding	Copper Wire 0,10	Jacket	Halogen free UV and mud-resistant compound, SHF 2	Colour	Black, RAL 9005	Diameter	8,5 ± 0,2 mm	Temperatur Range		fixed	-50°C to +80°C	during installation	-10°C to +50°C	Bending radius	8 x Diameter during installation 4 x Diameter fixed	max. tractive force	150N	Fire load	0,205kWh/m	Weight	73kg/km
Leder	AWG 23/1, blank																																																																
Isolasjon	SFS-PE skummet PE																																																																
Lederdiameter	1,38 ± 0,02 mm																																																																
Fargekode	IEC 708-1																																																																
Parskjerm	Aluminiums-laminat																																																																
Skjerm	Fletting fortinnet kobbertråd 0,10mm																																																																
Ytterkappe	Halogenfritt UV og mudbestandig materiale SHF2																																																																
Kappefarge	Svart, RAL 9005																																																																
Ytterdiameter	8,5 ± 0,2 mm																																																																
Temperaturområder																																																																	
installert	-50°C til +80°C																																																																
under installasjon	-10°C til +50°C																																																																
Minste bøyeradius	8 x diameter under installasjon 4 x diameter installert																																																																
Max tillatt strekk	150N																																																																
Brannlast	0,205kWh/m																																																																
Vekt	73kg/km																																																																
Conductor	AWG 23/1, bare																																																																
Insulation	SFS-PE																																																																
Diameter	1,38 ± 0,02 mm																																																																
Colour code	IEC 708-1																																																																
Shielding Pairs	Plastic laminated aluminium foil																																																																
Shielding	Copper Wire 0,10																																																																
Jacket	Halogen free UV and mud-resistant compound, SHF 2																																																																
Colour	Black, RAL 9005																																																																
Diameter	8,5 ± 0,2 mm																																																																
Temperatur Range																																																																	
fixed	-50°C to +80°C																																																																
during installation	-10°C to +50°C																																																																
Bending radius	8 x Diameter during installation 4 x Diameter fixed																																																																
max. tractive force	150N																																																																
Fire load	0,205kWh/m																																																																
Weight	73kg/km																																																																

TEXILine Cat7 Marine SHF2 MUD

Nr. TDB 02-20/05

Page 2-3

Date 04.11.24

amokabel
CABLE FOR LIFE**Elektriske egenskaper**

Sløyfemotstand	max. 150 Ohm / km
Isolasjonsmotstand	5 GOhm x km ved +20°C
Driftskapasitans	nom. 45 nF / km
Impedans @100MHz	100 Ohm ± 5 Ohm
Test-spenning	700 V / AC
Forplantnings-hastighet	ca. 0,79 c
Signal tid	max. 425 ns/100m
Løpetid forskjell	< 8 ns/100m
Demping	> 85 dB, Type 1
Koblingsmotstand	< 3 mOhm/m ved 10MHz, Grade 1
Skille-klasse	D

Electrical Data

Loop resistance	max. 150 Ohm / km
Insulation resistance	min. 5 GOhm x km at +20°C
Operating capacity	nom. 45 nF / km
Char. Impedance at 100MHz	100 Ohm ± 5 Ohm
Test voltage	700V / AC
Velocity of propagation	app. 0,79 c
Signal Term	max. 425 ns/100m
Running time difference	< 8 ns/100m
Coupling attenuation	> 85 dB, Type 1
Transfer impedance	< 3 mOhm/m att 10MHz, Grade 1
Separating class	D

Transmisjonsegenskaper/ Transmission Performance :

f in MHz	Demping/ Attenuation (dB/100m) nom.	NEXT (dB) nom.	ACR (dB/100m) nom.	ELFEXT (dB/100m) nom.	RL (dB) nom.
1	1,7	105	103	95	25
4	3,2	105	102	93	28
10	5,2	105	100	92	30
16	6,5	105	98	91	30
20	7,3	105	98	90	30
31,25	9,4	105	96	86	30
62,5	13,6	103	89	82	30
100	17,0	100	83	77	30
155	22,2	98	76	73	28
200	24,3	95	71	70	26
300	30,2	93	73	67	25
400	35,2	90	55	64	24
500	39,1	87	48	62	23
600	43,5	85	41	60	23
900	55,2	81	26	53	21
1000	58,1	80	22	50	20

Angitte verdier er typiske måleverdier

Bruksområder / Applications:

IEEE 802.3 : Ethernet 10Base-T ; Fast Ethernet 100Base-T ; Gigabit Ethernet 1000Base-T ; 10GBase-T
 IEEE 802.5 : ISDN ; FDDI ; ATM ; Cable sharing
 IEEE 802.3at : PoE, PoE+ suitable

Normer / Standards:

EN 50288-4-1 ; IEC 61156-5 ; EN 50173 ; EN 50174-2 ; ISO/IEC 11801 2. Rev

Brannegenskaper / Flame resistance:

EN 60332-1-2 ; EN 60332-3-22 ; EN 50399 ; EN 50575 ; EN 61034 ; EN 50267 ; IEC 60754-2 ; IEC 61034

Kjemiske egenskaper / Chemical Properties :

RoHS 2011/65/EU ; IEC 60811-2-1 (IRM 902, @100°C) ; IEC 60811-2-1 (IRM 903, 7d @100°C)
 NEK TS 606

DNV-Sertifikat / DNV-Certificate :


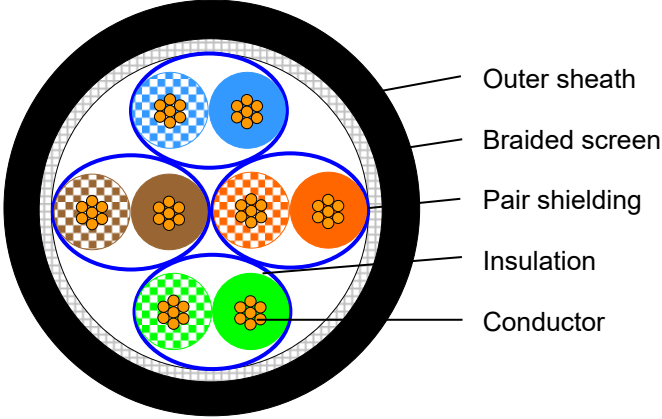
TAE00003V0

Ytre kappe tekst / Printing Text:

VOKA-MLAN 1000 DNV S/FTP FRNC SHF-2 4PR AWG 23/1 Cat.7 ISO/IEC 11801
 DNV-Nr. TAE00003V0 IEC 60332-3-22 IEC 60754-1/2 MM/YY **CE** xxxxx m

Subject to E.&O.E.

Prepared by:	Documentnr.	Pages	Date	Approved by
Sch	TDB 02-20/05	3	04.11.24	OSBi

TEXILine Cat7 Marine Flex FT SHF2 MUD	Nr. TDB 11-24/02																																																																
	Page 1-3																																																																
	Date 14.01.25																																																																
TEXILine Cat7 Marine Flex FT DNV SHF2 MUD S/FTP Cat7 1000 MHz 4x2xAWG 23/7 FRNC UV-resistant and mudresistant NEK606 reinforced data-cable for transmission of analog and digital signals. Intended for installation in tough environments with high demands for both mechanical strength and electrical safety. Especially designed for shipboard and offshore installations. Approved by DNV.																																																																	
Konstruksjon <table border="0"> <tr><td>Leder</td><td>Cu AWG 23/7, fortinnet</td></tr> <tr><td>Isolasjon</td><td>SFS-PE skummet PE</td></tr> <tr><td>Lederdiameter</td><td>1,48 ± 0,02 mm</td></tr> <tr><td>Fargekode</td><td>IEC 708-1</td></tr> <tr><td>Parskjerm</td><td>Aluminiums-laminat</td></tr> <tr><td>Skjerm</td><td>Fletting fortinnet kobbertråd 0,10mm Dekningsgrad > 70%</td></tr> <tr><td>Ytterkappe</td><td>XL-HFFR SHF 2</td></tr> <tr><td>Kapfefarge</td><td>svart, RAL 9005</td></tr> <tr><td>Ytterdiameter</td><td>9,0 ± 0,2 mm</td></tr> </table> Mekaniske egenskaper <table border="0"> <tr><td>Temperaturområder</td><td></td></tr> <tr><td>installert</td><td>-50°C til +80°C</td></tr> <tr><td>under installasjon</td><td>-10°C til +50°C</td></tr> <tr><td>Minste bøyeradius</td><td>8 x diameter under installasjon 4 x diameter installert</td></tr> <tr><td>Max tillatt strekk</td><td>180N</td></tr> <tr><td>Brannlast</td><td>0,230kWh/m</td></tr> <tr><td>Vekt</td><td>Ca. 90 kg/km</td></tr> </table>	Leder	Cu AWG 23/7, fortinnet	Isolasjon	SFS-PE skummet PE	Lederdiameter	1,48 ± 0,02 mm	Fargekode	IEC 708-1	Parskjerm	Aluminiums-laminat	Skjerm	Fletting fortinnet kobbertråd 0,10mm Dekningsgrad > 70%	Ytterkappe	XL-HFFR SHF 2	Kapfefarge	svart, RAL 9005	Ytterdiameter	9,0 ± 0,2 mm	Temperaturområder		installert	-50°C til +80°C	under installasjon	-10°C til +50°C	Minste bøyeradius	8 x diameter under installasjon 4 x diameter installert	Max tillatt strekk	180N	Brannlast	0,230kWh/m	Vekt	Ca. 90 kg/km	Construction <table border="0"> <tr><td>Conductor</td><td>Stranded copper AWG 23/7, tinned</td></tr> <tr><td>Insulation</td><td>SFS-PE</td></tr> <tr><td>Diameter</td><td>1,48 ± 0,02 mm</td></tr> <tr><td>Colour code</td><td>IEC 708-1</td></tr> <tr><td>Shielding Pairs</td><td>Plastic laminated aluminium foil</td></tr> <tr><td>Shielding</td><td>Copper Wire 0,10 , tinned Optical coverage > 70%</td></tr> <tr><td>Jacket</td><td>XL-HFFR SHF 2</td></tr> <tr><td>Colour</td><td>black, RAL 9005</td></tr> <tr><td>Diameter</td><td>9,0 ± 0,2 mm</td></tr> </table> Mechanical Data <table border="0"> <tr><td>Temperatur Range</td><td></td></tr> <tr><td>fixed</td><td>-50°C to +80°C</td></tr> <tr><td>during installation</td><td>-10°C to +50°C</td></tr> <tr><td>Bending radius</td><td>8 x Diameter during installation 4 x Diameter fixed</td></tr> <tr><td>max. tractive force</td><td>180N</td></tr> <tr><td>Fire load</td><td>0,230kWh/m</td></tr> <tr><td>Weight</td><td>App. 90kg/km</td></tr> </table>	Conductor	Stranded copper AWG 23/7, tinned	Insulation	SFS-PE	Diameter	1,48 ± 0,02 mm	Colour code	IEC 708-1	Shielding Pairs	Plastic laminated aluminium foil	Shielding	Copper Wire 0,10 , tinned Optical coverage > 70%	Jacket	XL-HFFR SHF 2	Colour	black, RAL 9005	Diameter	9,0 ± 0,2 mm	Temperatur Range		fixed	-50°C to +80°C	during installation	-10°C to +50°C	Bending radius	8 x Diameter during installation 4 x Diameter fixed	max. tractive force	180N	Fire load	0,230kWh/m	Weight	App. 90kg/km
Leder	Cu AWG 23/7, fortinnet																																																																
Isolasjon	SFS-PE skummet PE																																																																
Lederdiameter	1,48 ± 0,02 mm																																																																
Fargekode	IEC 708-1																																																																
Parskjerm	Aluminiums-laminat																																																																
Skjerm	Fletting fortinnet kobbertråd 0,10mm Dekningsgrad > 70%																																																																
Ytterkappe	XL-HFFR SHF 2																																																																
Kapfefarge	svart, RAL 9005																																																																
Ytterdiameter	9,0 ± 0,2 mm																																																																
Temperaturområder																																																																	
installert	-50°C til +80°C																																																																
under installasjon	-10°C til +50°C																																																																
Minste bøyeradius	8 x diameter under installasjon 4 x diameter installert																																																																
Max tillatt strekk	180N																																																																
Brannlast	0,230kWh/m																																																																
Vekt	Ca. 90 kg/km																																																																
Conductor	Stranded copper AWG 23/7, tinned																																																																
Insulation	SFS-PE																																																																
Diameter	1,48 ± 0,02 mm																																																																
Colour code	IEC 708-1																																																																
Shielding Pairs	Plastic laminated aluminium foil																																																																
Shielding	Copper Wire 0,10 , tinned Optical coverage > 70%																																																																
Jacket	XL-HFFR SHF 2																																																																
Colour	black, RAL 9005																																																																
Diameter	9,0 ± 0,2 mm																																																																
Temperatur Range																																																																	
fixed	-50°C to +80°C																																																																
during installation	-10°C to +50°C																																																																
Bending radius	8 x Diameter during installation 4 x Diameter fixed																																																																
max. tractive force	180N																																																																
Fire load	0,230kWh/m																																																																
Weight	App. 90kg/km																																																																

**TEXILine Cat7 Marine Flex FT
SHF2 MUD**

Nr. TDB 11-24/02

Page 2-3

Date 14.01.25

amokabel
CABLE FOR LIFE

Elektriske egenskaper

Sløyfemotstand	max. 150 Ohm / km
Isolasjonsmotstand	min. 5 GOhm x km ved +20°C
Driftskapasitans	nom. 45 nF / km
Karakt. Impedans @100MHz	100 Ohm ± 5 Ohm
Test-spenning	700 V / AC
Forplantnings-hastighet	ca. 0,79 c
Signal tid	max. 425 ns/100m
Løpetid forskjell	< 8 ns/100m
Demping	> 85 dB, Typ 1
Koblingsmotstand	< 3 mOhm/m ved 10MHz, Grade 1
Skille-klasse	D

Electrical Data

Loop resistance	max. 150 Ohm / km
Insulation resistance	min. 5 GOhm x km at +20°C
Operating capacity	nom. 45 nF / km
Char. Impedance at 100MHz	100 Ohm ± 5 Ohm
Test voltage	700V / AC
Velocity of propagation	app. 0,79 c
Signal Term	max. 425 ns/100m
Running time difference	< 8 ns/100m
Coupling attenuation	> 85 dB, Type 1
Transfer impedance	< 3 mOhm/m at 10MHz, Grade 1
Separating class	D

Transmisjonsegenskaper/ Transmission Performance :

f in MHz	Demping/ Attenuation (dB/100m) nom.	NEXT (dB) nom.	ACR (dB/100m) nom.	ELFEXT (dB/100m) nom.	RL (dB) nom.
1	1,7	105	103	95	25
4	3,2	105	102	93	28
10	5,2	105	100	92	30
16	6,5	105	98	91	30
20	7,3	105	98	90	30
31,25	9,4	105	96	86	30
62,5	13,6	103	89	82	30
100	17,0	100	83	77	30
155	22,2	98	76	73	28
200	24,3	95	71	70	26
300	30,2	93	73	67	25
400	35,2	90	55	64	24
500	39,1	87	48	62	23
600	43,5	85	41	60	23
900	55,2	81	26	53	21
1000	58,1	80	22	50	20

Angitte verdier er typiske måleverdier

**TEXILine Cat7 Marine Flex FT
SHF2 MUD**

Nr. TDB 11-24/02

Page 3-3

Date 14.01.25

amokabel
CABLE FOR LIFE

Bruksområder / Applications:

IEEE 802.3 : Ethernet 10Base-T ; Fast Ethernet 100Base-T ; Gigabit Ethernet 1000Base-T ; 10GBase-T
IEEE 802.5 : ISDN ; FDDI ; ATM ; Cable sharing
IEEE 802.3at : PoE suitable

Normer / Standards:

EN 50288-4-1 ; EN 50288-4-2 ; IEC 61156-5 ; EN 50173 ; EN 50174-2 ; EN 50173 ; ISO/IEC 11801
2. Rev ; IEC 61156-5 ; IEC 60092-350 ; IEC 60092-360

Brannegenskaper / Flame resistance:

EN 60332-1-2 ; EN 60332-3-22 ; EN 50399 ; EN 50575 ; EN 61034 ; EN 50267 ; IEC 60754-2 ; IEC 61034

Kjemiske egenskaper / Chemical Properties :

RoHS 2011/65/EU ; IEC 60811-2-1 (IRM 902, 7d @ 100°C) ; IEC 60811-2-1 (IRM 903, 7d @ 100°C)
NEK TS 606

DNV-Sertifikat / DNV-Certificate :

TAE00003V0

Ytre kappe tekst / Printing Text:

TEXILine Cat7 Marine SHF2 UV MUD NEK606 by VOKA-MLAN 1000 DNV S/FTP FRNC SHF-2
4PR AWG 23/7 Cat.7 ISO/IEC 11801 DNV-Nr. TAE00003V0 IEC 60332-3-22 IEC 60754-1/2 Produced for
Amokabel Norway AS MM/YY CE xxxxx m

Subject to E.&O.E.

Prepared by:	Documentnr.	Pages	Date	Approved by
Sch	TDB 11-24/02	3	14.01.25	OSBi



TEXLine CanBus Marine

TEXLine CanBus Marine er DNV-godkjente kabler for skipsinstallasjoner. For presis styring og effektiv kommunikasjon i maritime miljøer leverer TEXLine CanBus Marine optimal ytelse, pålitelighet og holdbarhet. Disse spesialdesignede kablene er utviklet for å møte kravene til moderne skipsautomatisering og sikre sømløs drift av ventilsystemer.

TEXLine CanBus Marine er DNV-sertifiserte CanBus-kabler spesielt utviklet for bruk om bord på skip. Kabelens design sikrer stabil og pålitelig kommunikasjon mellom systemer, noe som gjør den ideell for drift av et bredt spekter av små til mellomstore spjeld- og kuleventiler. Med høy kvalitet og robust konstruksjon gir denne kabelen trygghet i krevende maritime miljøer.


TEXLine CanBus Marine Hybrid EMC når kraftforsyning og datakommunikasjon må kombineres i én kabel, er TEXLine CanBus Marine Hybrid EMC det perfekte valget. Denne DNV-godkjente kabelen er spesielt utviklet for skipsinstallasjoner. Med innebygde multi-kommunikasjonsmuligheter og effektiv EMC-skjerming, sikrer den både driftssikkerhet og enkel installasjon i moderne fartøyer.

Fordeler med TEXLine CanBus Marine-kabler:

- DNV-godkjent for trygg og stabil drift i maritime miljøer
- Robust konstruksjon for lang levetid og høy motstandsdyktighet
- Hybrid-alternativ med både strømforsyning og CanBus i én kabel
- Utmerket EMC-skjerming for støyfri og pålitelig kommunikasjon

Uansett om du trenger en dedikert CanBus-kabel eller en hybridløsning, leverer TEXLine CanBus Marine kvalitet og ytelse.

Texiline CanBus Marine



Application:

DNV certified shipboard Canbus cable, special cable design suitable for operating a wide range of small to medium sized butterfly- and ball valves.

Properties:

Temperature rating	+90°C
Voltage Rating CanBus	100V

Standards:

Conductor	IEC 60228,5
Construction	IEC 60092-376
Insulation	EN 50363,6
Sheathing	EN 50363,8
Halogen free	IEC 60754-1, -2
Smoke density	IEC 61034-1, -2
Flame retardant	IEC60332-3-24

Approval

DNV	TAE000007D
CE acc 2014/35/EU	

Construction

Conductor	0,75mm ² Class 5 bare copper
Insulation	XLPE
Insulation colour	1X2X0,75 White & Orange 2X2X0,75 White & Orange, White & Green
Screen	PET lapping, tinned Cu wire braid, AL/PET foil lapping
Conductor equal earth potential	0,75mm ² Class 5 bare copper, Yellow/Red XLPE insulation
Outer sheath	Extruded SHF1
Colour	Violet
Marking	Amokabel TEXILine Canbus Marine nX2X0,75+1x0,75 YYWW meter
Min bending radius, fixed installation	5XOD
Min bending radius, flexible installation	6XOD

Type code	Nominal outer diameter	Total weight	Capacitance	Characteristic Impedance Z ₀	Max conductor resistance @20°C	EI-nr	EAN code
	[mm]	[kg/km]	[nF/km]	[ohm]	[Ω/km]		
1X2X0,75+1x0,75	10,0	120	50	120	26	1022862	7340060530806
2X2X0,75+1x0,75	13,6	215	50	120	26	1022863	7340060530813



TEXLine CanBus Marine Hybrid EMC 3G2,5+1x2x0,75+1x0,75



Application:

DNV-approved Power and Can bus in one cable. Special cable design for installation on ship. It is suitable for a wide range of small to medium sized butterfly- and ball valves. Multi-communication options.

Properties:

Temperature range	-40°C / +90°C
Voltage Rating Power	150/250V
Voltage Rating CanBus	100V

Standards:

Conductor	IEC 60228,5
Construction	IEC 60092-376
Insulation	EN 50363,6
Sheathing	EN 50363,8
Halogen free	IEC 60754-1, -2
Smoke density	IEC 61034-1, -2
Flame retardant	IEC60332-3-24

Approval

DNV	TAE000007D
CE acc 2014/35/EU	

Construction

Power conductor 250V

Conductor	2,5mm ² Class 5 bare copper (tinned on request)
Insulation of 2,5mm ²	XLPE
Insulation colour	Brown, Blue, Yellow/Green

Can bus 100V

Conductor	0,75mm ² Class 5 bare copper (tinned on request)
Insulation of 0,75mm ²	XLPE
Insulation colour	White, Orange
Drain wire tinned copper	0,5mm ²
Lapping helical aluminium tape	
Conductor equal earth potential	0,75mm ² Class 5 bare copper (tinned on request)
Insulation of 0,75mm ²	XLPE
Insulation colour	Yellow/Red

Laying up of elements

Lapping helical textile tape	
Drain wire tinned copper	1mm ²
Screening for EMC	Braided screen of 0,2mm 85% coverage

Outer sheath

Outer sheath	HFFR SHF1
Marking	amo specialkabel AB - TEXLINE CANBUS HYBRID MARINE EMC
Marking	3G2,5+1x2x0,75+1x0,75 – DNV-GL IEC 60332-3-24 – YYWW
Colour	Green with violet stripe
Outer diameter	12,9mm
Min bending radius, fixed installation	5XOD
Min bending radius, flexible installation	6XOD
Weight	225kg

Electical values CAN bus

capacitance, approx.	50	nF/km
impedance, approx.	120	ohm
Specific Resistance @20°C, max	26	ohm/km





Kontakt oss

Sondre Emil Korsnes

Salgs- og markedsansvarlig Maritim

Sondre.korsnes@amokabel.com

+47 98 28 93 96

Hermod Iversen

CEO

Hermod.iversen@amokabel.com

+47 91 79 59 10

Fotografikilder

Ecofive / Westcon Yards AS

Rederi Bluewild

Orient Adventurer / Ulstein Verft

Rederi Dong Fang Offshore Co., Ltd.(DFO)

TYRA MS / Brødrene Aa

Rederi Norled AS

Olympic Artemis / Kleven Verft AS

Rederi Olympic Subsea ASA

MS Fridtjof Nansen / Montex & Kleven

Shipyards Rederi Hurtigruten AS

REV Ocean / VARD Shipyards

Rederi K.I.R REV Ocean

MF Årdal / Rebuild Hybrid: Fiskerstrand Verft

Rederi Fjord1 AS